

almondz
the game changer
Almondz Global Securities Limited

Annexure-1

Format of holding of Specified Securities

1. **Name of Entity:** Almondz Global Securities Ltd

2. **Script Code:** 531400

3. Shareholding Pattern filed under: Reg. 31 (1) (b)

If under 31 (1) (b) then indicate the report for the Quarter Ended: 31.03.2023


If under 31 (1)(c) then indicate date of allotment/extinguishment-N.A.

4. **Declaration:** The Listed Entity is required to submit the following declaration to the extent of submission of information:

SR No.	Particulars	Yes*	No*
1	Whether the Listed Entity has issued any partly paid up shares?		No
2	Whether the Listed Entity has issued any Convertible Securities or Warrants?		Yes
3	Whether the Listed Entity has any shares against which depository receipts are issued?		No
4	Whether the Listed Entity has any shares in Lock-in?		No
5	Whether any shares held by promoters are pledge or otherwise encumbered?		No
6	Whether the Listed Entity has any significant beneficial owner?		No

* If the Listed Entity selects the option 'No' for the questions above, the columns for the partly paid-up shares, Outstanding convertible Securities/Warrants, depository receipts, locked-in shares pledged or otherwise encumbered by promoters, as applicable, shall not be displayed at the time of dissemination on the Stock Exchange website. Also wherever there is 'No' declared by Listed Entity in above table the values will be considered as Zero' by default on submission of the format of holding of specified securities.

6. The tabular format for disclosure of holding of specified securities is as follows:-



SEBI Registration : INM000000834

Registered Office : F-33/3, Okhla Industrial Area Phase - II, New Delhi - 110 020, India. Tel. :+91 11 4350 0700, 4151 6800 Fax : +91 11 4350 0735

CIN : L74899DL1994PLC059839 • Email : info@almondz.com • Website : www.almondz.com

ALMONDZ GLOBAL SECURITIES LTD. FACE VALUE RS. 6.00
 SHAREHOLDING PATTERN AS ON 31st March, 2023
 Table - I Summary Statement holding of specified securities

Category (I)	Category of Shareholder (II)	No of Shareholders (III)	No. of fully paid Equity Share Held (IV)	No. Of Partly Paid Equity Shares Held (V)	No. Of shares underlying Depository Receipts (VI)	Total Nos. Shares Held (VII) = IV+V+VI	Shareholding as a % of total no of Shares (calculated as per SCRR 1957) (VIII) as a % of (A+B+C2)	No of Voting Rights held in each class of securities (X)			No of shares underlying convertible securities (including warrants) (X)	Shareholding as a % assuming full conversions of convertible securities (as a % of diluted equity capital) (XI)=VII+X as a % of (A+B+C2)	No. of Locked in Shares (XII)		No of Shares pledged or otherwise encumbered (XIII)	No of Equity Shares Held in Dematerialized form (XIV)
								Class X	Class Y	Total			Total as a % of (A+B+C)	No. (a)		
(A)	Promoter & Promoter Group	5	15557516	0	0	15557516	60.1025	15557516	0	0	49.74	0	0	0	0.0000	15557516
(B)	Public	6317	10327451	0	0	10327451	39.8975	10327451	5395000	0	50.27	0	481432	4.6617	10201220	
(C)	Non Promoter - Non Public	0	0	0	0	0	0.0000	0	0	0	0.0000	0	0	0.0000	0	
(C1)	Shares Underlying DRs	0	0	0	0	0	0.0000	0	0	0	0.0000	0	0	0.0000	0	
(C2)	Share Held By Employees Trusts	0	0	0	0	0	0.0000	0	0	0	0.0000	0	0	0.0000	0	
	Total	0	0	0	0	0	0.0000	0	0	0	0.0000	0	0	0.0000	0	
	Total A+B+C1+C2	6322	25884967	0	0	25884967	100.0000	25884967	5395000	0	100.0000	0	481432	1.8599	25758736	



Table - II Statement showing shareholding pattern of the Promoter and Promer Group

S.No.	Category & Name of the Shareholder (I)	Entity type i.e. promoter OR promoter group entity (except promoter)	PAN (II)	No of Shareholders (III)	No. of fully paid Equity Share Held (IV)	No. Of Partly Paid Equity Shares Held (V)	No. Of shares underlying Depository Receipts (VI)	Total Nos. Shares Held (VII) = IV+V+VI	Shareholding as a % of total no of Shares (calculated as per SCRR 1957 (VIII) as a % of (A+B+C2))	No of Voting Rights held in each class of securities (IX)			No of shares underlying convertible securities (including warrants) (X)	Shareholding as a % assuming full conversion of convertible securities (as a % of diluted equity capital) (XI) = (VII+X) as a % of (A+B+C2)	No. of Locked in Shares (XII)		No of Shares pledged or otherwise encumbered (XIII)	No of Equity Shares Held in Dematerializ ed form (XIV)	
										Class X	Class Y	Total			No. (a)	As a % of total shares held (b)			No. (a)
(1)	Indian																		
(a)	Individual																		
	Gurpreet N S Sobti	PROMOTER	ABJPS940L	2	139635	0	0	139635	0.5394	139635	0	0	0	0.4465	0	0.0000	0	0.0000	139635
	Navjeet Singh Sobti	PROMOTER	AAYP5941LR		78920	0	0	78920	0.3049	78920	0	0	0	0.2523	0	0.0000	0	0.0000	78920
(b)	HUF			1	60715	0	0	60715	0.2346	60715	0	0	0	0.1941	0	0.0000	0	0.0000	60715
	Navjeet Singh Sobti Huf.	PROMOTER	AAFHN323ZG		203808	0	0	203808	0.7874	203808	0	0	0	0.6517	0	0.0000	0	0.0000	203808
(c)	Central Govt./State Govt./ President Of India			0	0	0	0	0	0.7874	0	0	0	0	0.0000	0	0.0000	0	0.0000	0
(d)	Financial Insty/banks			0	0	0	0	0	0.0000	0	0	0	0	0.0000	0	0.0000	0	0.0000	0
(e)	Any other			0	0	0	0	0	0.0000	0	0	0	0	0.0000	0	0.0000	0	0.0000	0
	Other - Body Corporate			2	15214073	0	0	15214073	58.7757	15214073	0	0	0	0.0000	0	0.0000	0	0.0000	15214073
	Avanmore Capital & Management Services Ltd	PROMOTER	AABCA0478N		15128983	0	0	15128983	58.4470	15128983	0	0	0	48.6462	0	0.0000	0	0.0000	15128983
	Innovative Money Matters Pvt Ltd	PROMOTER	AAACJ7156A		85090	0	0	85090	0.3287	85090	0	0	0	0.2721	0	0.0000	0	0.0000	85090
	Sub - Total			5	15557516	0	0	15557516	60.1025	15557516	0	0	0	49.7443	0	0.0000	0	0.0000	15557516
(2)	Foreign			0	0	0	0	0	0.0000	0	0	0	0	0.0000	0	0.0000	0	0.0000	0
(a)	Individual (nm/ Foreign Individual)			0	0	0	0	0	0.0000	0	0	0	0	0.0000	0	0.0000	0	0.0000	0
(b)	Government			0	0	0	0	0	0.0000	0	0	0	0	0.0000	0	0.0000	0	0.0000	0
(c)	Institutions			0	0	0	0	0	0.0000	0	0	0	0	0.0000	0	0.0000	0	0.0000	0
(d)	Foreign Portfolio Investor			0	0	0	0	0	0.0000	0	0	0	0	0.0000	0	0.0000	0	0.0000	0
(e)	Any Other			0	0	0	0	0	0.0000	0	0	0	0	0.0000	0	0.0000	0	0.0000	0
	Sub - Total			0	0	0	0	0	0.0000	0	0	0	0	0.0000	0	0.0000	0	0.0000	0
	Total Shareholding of Promoter and Promoter Group			5	15557516	0	0	15557516	60.1025	15557516	0	0	0	49.7443	0	0.0000	0	0.0000	15557516





Table - III Statement showing shareholding pattern of the Public shareholding


S.No.	Category & Name of the Shareholder (I)	PAN (II)	No of Shareholders (III)	No. of fully paid Equity Share Held (IV)	No. Of Partly Paid Equity Shares Held (V)	No. Of shares underlying Depository Receipts (VI)	Total Nos. Shares Held (VII) = IV+V+VI	Shareholding as a % of (A+B+C2)			No of Voting Rights securities (IX)		Shareholding as a % assuming full conversions of convertible securities (as a % of diluted equity capital) (XII)=VI+X as a % of (A+B+C2)	No. of Locked in Shares (XII)		No of Shares pledged or otherwise encumbered (XIII)		Sub-categorization of shares (XV)		
								Total as a % of (A+B+C)	No of Voting Rights		No. (a)	As a % of total shares held (b)		No. (a)	As a % of total shares held (b)	Shareholding (No. of shares) under	Sub-category (II)	Sub-category (III)		
									Class X	Class Y									Total	
(1)	Institutions																			
(b)	Mutual Funds																			
(c)	Venture Capital Funds																			
(d)	Alternate Investment Funds																			
(e)	Banks																			
(f)	Insurance Companies																			
(g)	Provident Funds/ Pension Fund																			
(h)	Asset Reconstruction Companies																			
(i)	Sovereign Wealth Funds																			
(j)	NBFCs registered with RBI																			
(k)	Other Financial Institutions																			
(l)	Sub-total (B)(1)																			
(2)	Institutions (Foreign)																			
(a)	Foreign Direct Investment																			
(b)	Foreign Venture Capital Investors																			
(c)	AI Anwar Investments Saog																			
(d)	Sovereign Wealth Funds																			
(e)	Foreign Portfolio Investors Category I																			
(f)	Foreign Portfolio Investors Category II																			
(g)	Overseas Depositories (holding DRs) (balancing figure)																			
(h)	Sub-Total (B)(2)																			
(3)	Central Government / State Government(s)																			
(a)	Central Government / President of India																			
(b)	State Government / Governor																			
(c)	Shareholding by Companies or Bodies Corporate where Central Government / State Government / Governor is a shareholder																			
(d)	Sub-Total (B)(3)																			
(4)	Non-institutions																			
(a)	Associate companies / Subsidiaries																			
(b)	Directors and their relatives (excluding independent directors and nominee directors)																			
(c)	Key Managerial Personnel																			
(d)	Relatives of promoters (other than 'immediate relatives' of promoters disclosed under 'Promoter and Promoter Group' category)																			
(e)	Trusts where any person belonging to 'Promoter and Promoter Group' category is 'trustee', 'beneficiary', or 'author of the trust'																			
(f)	Investor Education and Protection Fund (IEPF)																			
(g)	Investor Education And Protection Fund Authority Ministry Of Corporate Affairs																			
(h)	Resident Individuals holding nominal share capital up to Rs. 2 lakhs																			
(i)	Resident Individuals holding nominal share capital in excess of Rs. 2 lakhs																			
(j)	Non Resident Indians (NRIs) - Non-Repatriable																			
(k)	Non Resident Indians (NRIs) - Repatriable																			
(l)	Foreign Nationals																			
(m)	Foreign Companies																			



ALMONDZ GLOBAL SECURITIES LTD. FACE VALUE RS. 6.00
SHAREHOLDING PATTERN AS ON 31st March, 2023

Table - III. Statement showing shareholding pattern of the Public shareholding

S.No.	Category & Name of the Shareholder (I)	PAN (II)	No of Shareholders (III)	No. of fully paid Equity Share Held (IV)	No. Of Partly Paid Equity Shares Held (V)	No. Of shares underlying Depository Receipts (VI)	Total Nos. Shares Held (VII) = IV+V+VI	Shareholding as a % of total no of Shares (calculated as per SCRR 1957) (VIII) as a % of (A+B+C2)	No of Voting Rights securities (IX)			Shareholding as a % assuming full conversions of convertible securities (as a % of diluted equity capital) (X)=VII+X as a % of (A+B+C2)	No. of Locked in Shares (XI)		No of Shares pledged or otherwise encumbered (XII)		No of Equity Shares Held in Dematerialized form (XIV)	Sub-categorization of shares (XV)			
									No of Voting Rights				As a % of total shares held (b)	No. (a)	As a % of total shares held (b)	No. (a)		As a % of total shares held (b)	Sub-category (i)	Sub-category (ii)	Sub-category (iii)
									Class X	Class Y	Total										
(i)	Bodies Corporate		29	78255	0	0	78255	0.3023	0	0	0	0	0	0	0	0	78255				
(m)	Trusts		0	0	0	0	0	0	0	0	0	0	0	0	0	0	0				
	OTHER - HUF		81	100404	0	0	100404	0.3879	0	0	0	0.0000	0	0	0	0	100404				
	OTHER - Clearing Member/House - Corp		11	16908	0	0	16908	0.0653	0	0	0	0.0541	0	0	0	0	16908				
	Sub-Total (B)(4)		6315	6999561	0	0	6999561	27.041	0	0	0	22.3807	0	0	0	0	6873330				
	Total Public Shareholding (B) = (B)(1) + (B)(2) + (B)(3) + B(4)		6317	10327451	0	0	10327451	39.8975	0	0	0	50.2717	0	0	0	0	10201220				



ALMONDZ GLOBAL SECURITIES LTD. FACE VALUE RS. 6.00
SHAREHOLDING PATTERN AS ON 31st March, 2023

Table VI - Statement showing foreign ownership limits

	<i>Board approved limits</i>	<i>Limits utilized</i>
As on shareholding date	49	11.94
As on the end of previous 1st quarter	49	11.94
As on the end of previous 2nd quarter	49	11.94
As on the end of previous 3rd quarter	49	11.94
As on the end of previous 4th quarter	49	11.94

