

**Format of holding of Specified Securities**

1. **Name of Entity:** Almondz Global Securities Ltd

2. **Script Code:** 531400

3. **Shareholding Pattern filed under:** Reg. 31 (1) (b)

If under 31 (1) (b) then indicate the report for the Quarter Ended: 30.06.2023


If under 31 (1)(c) then indicate date of allotment/extinguishment-N.A.

4. **Declaration:** The Listed Entity is required to submit the following declaration to the extent of submission of information:

SR No.	Particulars	Yes*	No*
1	Whether the Listed Entity has issued any partly paid up shares?		No
2	Whether the Listed Entity has issued any Convertible Securities or Warrants?		Yes
3	Whether the Listed Entity has any shares against which depository receipts are issued?		No
4	Whether the Listed Entity has any shares in Lock-in?		No
5	Whether any shares held by promoters are pledge or otherwise encumbered?		No
6	Whether the Listed Entity has any significant beneficial owner?		No

\* If the Listed Entity selects the option 'No' for the questions above, the columns for the partly paid-up shares, Outstanding convertible Securities/Warrants, depository receipts, locked-in shares pledged or otherwise encumbered by promoters, as applicable, shall not be displayed at the time of dissemination on the Stock Exchange website. Also wherever there is 'No' declared by Listed Entity in above table the values will be considered as Zero' by default on submission of the format of holding of specified securities.

6. The tabular format for disclosure of holding of specified securities is as follows:-



**SEBI Registration : INM00000834**

ALMONDZ GLOBAL SECURITIES LTD. FACE VALUE RS. 6.00  
SHAREHOLDING PATTERN AS ON 30th June, 2023

Table-1 Summary Statement holding of specified securities


Category (I)	Category of Shareholder (II)	No of Shareholders (III)	No. of fully paid Equity Share Held (IV)	No. Of Party Paid Equity Shares Held (V)	No. Of shares underlying Depository Receipts (VI)	Total Nos. Shares Held (VII) = IV+V+VI	Shareholding as a % of total no of Shares (calculated as per SCRR 1957) (VIII) as a % of (A+B+C2)	No of Voting Rights held in each class of securities (IX)			No of shares underlying convertible securities (including warrants) (X)	Shareholding as a % assuming full conversions of convertible securities (as a % of diluted equity capital) (XI) = VII+X as a % of (A+B+C2)	No. of Locked in Shares (XII)		No of Shares pledged or otherwise encumbered (XIII)	No of Equity Shares Held in Dematerialized form (XIV)
								Class X	Class Y	Total			Total as a % of (A+B+C)	No. (a)		
(A)	Promoter & Promoter Group	5	15602102	0	0	15602102	59.6639	15602102	0	15602102	59.6639	0	0.0000	0	0.0000	15602102
(B)	Public	6207	10547865	0	0	10547865	40.3361	10547865	4980000	10547865	40.3361	4980000	0.0000	538364	5.0992	10547865
(C)	Non Promoter - Non Public	0	0	0	0	0	0.0000	0	0	0	0.0000	0	0.0000	0	0.0000	0
(C1)	Shares Underlying DRs	0	0	0	0	0	0.0000	0	0	0	0.0000	0	0.0000	0	0.0000	0
(C2)	Share Held By Employees Trusts	0	0	0	0	0	0.0000	0	0	0	0.0000	0	0.0000	0	0.0000	0
	Total	0	0	0	0	0	0.0000	0	0	0	0.0000	0	0.0000	0	0.0000	0
	Total A+B+C1+C2	6212	26149967	0	0	26149967	100.0000	26149967	4980000	26149967	100.0000	4980000	100.0000	538364	5.0992	26149967



ALMONDZ GLOBAL SECURITIES LTD. FACE VALUE RS. 6.00  
SHAREHOLDING PATTERN AS ON 30th June, 2023

Table - II Statement showing shareholding pattern of the Promoter and Promoter Group

S.No.	Category & Name of the Shareholder (i)	Entity type i.e. promoter OR promoter group entity (except promoter)	PAN (ii)	No of Shareholders (iii)	No. of fully paid Equity Share Held (iv)	No. Of Partly Paid Equity Shares Held (v)	No. of shares underlying Depository Receipts (vi)	Total Nos. Shares Held (vii) = IV+V+VI	Shareholding as a % of total no of Shares (calculated as per SCRR 1957/ VIII) as a % of (A+B+C2)	No of Voting Rights held in each class of securities (ix)			No of shares underlying convertible securities (including warrants) (x)	Shareholding as a % assuming full conversions of convertible securities (as a % of capital) (XII)=(IX+X) as a % of (A+B+C2)	No. of Locked in Shares (XII)		No of Shares pledged or otherwise encumbered (XIII)	No of Equity Shares Held in Dematerialis ed form (XIV)	
										Class X	Class Y	Total			No. (a)	As a % of total shares held (b)			No. (a)
(1)	Indian																		
(a)	Individual				2	139635	0	139635	0.5394	139635	0	0.0000	0	0.4486	0	0.0000	0	0.0000	139635
	Gurpreet N S Sobti	PROMOTER	ABIP5940L			78920	0	78920	0.3049	78920	0	0.0000	0	0.2355	0	0.0000	0	0.0000	78920
	Navjeet Singh Sobti	PROMOTER	AAV59411R			60715	0	60715	0.2346	60715	0	0.0000	0	0.1950	0	0.0000	0	0.0000	60715
(b)	Huf			1	203808	0	203808	0.7874	0.7874	203808	0	0.0000	0	0.6547	0	0.0000	0	0.0000	203808
	Navjeet Singh Sobti Huf.	PROMOTER	AAFH0323G			203808	0	203808	0.7874	203808	0	0.0000	0	0.0000	0	0.0000	0	0.0000	203808
(c)	Central Govt./state Govt./ President Of India			0	0	0	0	0	0.0000	0	0	0.0000	0	0.0000	0	0.0000	0	0.0000	0
(d)	Financial Insty/banks			0	0	0	0	0	0.0000	0	0	0.0000	0	0.0000	0	0.0000	0	0.0000	0
(e)	Any other																		
	Other - Body Corporate				2	15258659	0	15258659	58.3506	15258659	0	0.0000	0	49.0160	0	0.0000	0	0.0000	15258659
	Avermore Capital & Management Services Ltd	PROMOTER	AA8CA0478N			15173569	0	15173569	58.0252	15173569	0	0.0000	0	48.7426	0	0.0000	0	0.0000	15173569
	Innovative Money Matters Pvt Ltd	PROMOTER	AAACI2156A			85090	0	85090	0.3294	85090	0	0.0000	0	0.2735	0	0.0000	0	0.0000	85090
	Sub - Total			5	15602102	0	15602102	59.6639	59.6639	15602102	0	0.0000	0	50.1192	0	0.0000	0	0.0000	15602102
(2)	Foreign																		
(a)	Individual (mf/ Foreign Individual)				0	0	0	0	0.0000	0	0	0.0000	0	0.0000	0	0.0000	0	0.0000	0
(b)	Government				0	0	0	0	0.0000	0	0	0.0000	0	0.0000	0	0.0000	0	0.0000	0
(c)	Institutions				0	0	0	0	0.0000	0	0	0.0000	0	0.0000	0	0.0000	0	0.0000	0
(d)	Foreign Portfolio Investor				0	0	0	0	0.0000	0	0	0.0000	0	0.0000	0	0.0000	0	0.0000	0
(e)	Any Other				0	0	0	0	0.0000	0	0	0.0000	0	0.0000	0	0.0000	0	0.0000	0
	Sub - Total			5	15602102	0	0	15602102	59.6639	15602102	0	0.0000	0	50.1192	0	0.0000	0	0.0000	15602102
	Total Shareholding of Promoter and Promoter Group																		



ALMONDZ GLOBAL SECURITIES LTD. FACE VALUE RS. 6.00  
SHAREHOLDING PATTERN AS ON 30th June, 2023


Table - III Statement showing shareholding pattern of the Public shareholding

S.No.	Category & Name of the Shareholder (i)	PAN (ii)	No of Shareholders (iii)	No. of fully paid Equity Share Field (IV)	No. of Partly Paid Equity Shares Field (V)	No. of Shares underlying Depository Receipts (VI)	Total Nos. Shares Held (VII) = IV+V+VI	Shareholding as a % of total nos of Shares (calculated as per SCRR 1957) (VIII) as a % of (A+B+C2)	No of Voting Rights held in each class of securities (IX)			Shareholding as a % assuming full conversion of convertible securities (as a % of diluted equity capital) (X)=(VII)+(A+C2)	No. of Locked in Shares (xi)		No of Shares pledged or otherwise encumbered (Xii)		No of Equity Shares Held in Dematerialized form (XIV)	Sub-categorization of shares (XV)			
									No of Voting Rights		Total as a % of (A+B+C)		No. (a)	As a % of total shares held (b)	No. (e)	As a % of total shares held (b)		Sub-category (i)	Sub- category (ii)	Sub- category (iii)	
									Class X	Class Y											Class Z
(1)	Institutions																				
(a)	Mutual Funds		0	0	0	0	0	0.0000	0	0	0	0.0000	0	0.0000	0	0.0000	0	0			
(b)	Venture Capital Funds		0	0	0	0	0	0.0000	0	0	0	0.0000	0	0.0000	0	0.0000	0	0			
(c)	Alternate Investment Funds		0	0	0	0	0	0.0000	0	0	0	0.0000	0	0.0000	0	0.0000	0	0			
(d)	Banks		0	0	0	0	0	0.0000	0	0	0	0.0000	0	0.0000	0	0.0000	0	0			
(e)	Insurance Companies		0	0	0	0	0	0.0000	0	0	0	0.0000	0	0.0000	0	0.0000	0	0			
(f)	Provident Funds/ Pension Fund		0	0	0	0	0	0.0000	0	0	0	0.0000	0	0.0000	0	0.0000	0	0			
(g)	Asset Reconstruction Companies		0	0	0	0	0	0.0000	0	0	0	0.0000	0	0.0000	0	0.0000	0	0			
(h)	Sovereign Wealth Funds		0	0	0	0	0	0.0000	0	0	0	0.0000	0	0.0000	0	0.0000	0	0			
(i)	NBFCs registered with RBI		0	0	0	0	0	0.0000	0	0	0	0.0000	0	0.0000	0	0.0000	0	0			
(j)	Other Financial Institutions		0	0	0	0	0	0.0000	0	0	0	0.0000	0	0.0000	0	0.0000	0	0			
(k)	Sub-total (B)(1)		0	0	0	0	0	0.0000	0	0	0	0.0000	0	0.0000	0	0.0000	0	0			
(l)	Foreign Direct Investment		0	0	0	0	0	0.0000	0	0	0	0.0000	0	0.0000	0	0.0000	0	0			
(a)	AI Anwar Investments Saag	AAGCA7456F	0	3091500	0	0	3091500	11.8222	0	0	0	3091500	11.8222	0	0	0.0000	0	0			
(b)	Foreign Venture Capital Investors		1	3091500	0	0	3091500	11.8222	0	0	0	3091500	11.8222	0	0	0.0000	0	0			
(c)	Sovereign Wealth Funds		0	0	0	0	0	0.0000	0	0	0	0.0000	0	0.0000	0	0.0000	0	0			
(d)	Foreign Portfolio Investors Category I		1	230000	0	0	230000	0.8795	0	0	0	230000	0.8795	0	0	0.0000	0	0			
(e)	Foreign Portfolio Investors Category II		0	0	0	0	0	0.0000	0	0	0	0.0000	0	0.0000	0	0.0000	0	0			
(f)	Overseas Depositories (holding DRS) (balancing figure)		0	0	0	0	0	0.0000	0	0	0	0.0000	0	0.0000	0	0.0000	0	0			
(g)	Sub-Total (B)(2)		2	3321500	0	0	3321500	12.7017	0	0	0	3321500	12.7017	0	0	0.0000	0	0			
(h)	Central Government / State Government(s)		0	0	0	0	0	0.0000	0	0	0	0.0000	0	0.0000	0	0.0000	0	0			
(a)	Central Government / President of India		0	0	0	0	0	0.0000	0	0	0	0.0000	0	0.0000	0	0.0000	0	0			
(b)	State Government / Governor		0	0	0	0	0	0.0000	0	0	0	0.0000	0	0.0000	0	0.0000	0	0			
(c)	Shareholding by Companies or Bodies Corporate where Cent		0	0	0	0	0	0.0000	0	0	0	0.0000	0	0.0000	0	0.0000	0	0			
(d)	Sub-Total (B)(3)		0	0	0	0	0	0.0000	0	0	0	0.0000	0	0.0000	0	0.0000	0	0			
(e)	Non-institutions		0	0	0	0	0	0.0000	0	0	0	0.0000	0	0.0000	0	0.0000	0	0			
(a)	Associate companies / Subsidiaries		0	0	0	0	0	0.0000	0	0	0	0.0000	0	0.0000	0	0.0000	0	0			
(b)	Directors and their relatives (excluding independent directors and nominee directors)		0	0	0	0	0	0.0000	0	0	0	0.0000	0	0.0000	0	0.0000	0	0			
(c)	Key Managerial Personnel		0	0	0	0	0	0.0000	0	0	0	0.0000	0	0.0000	0	0.0000	0	0			
(d)	Relatives of promoters (other than 'immediate relatives' of promoters disclosed under 'Promoter and Promoter Group' category)		0	0	0	0	0	0.0000	0	0	0	0.0000	0	0.0000	0	0.0000	0	0			
(e)	Trusts where any person belonging to 'Promoter and Promoter Group' category is 'trustee', 'beneficiary', or 'author of the trust'		0	0	0	0	0	0.0000	0	0	0	0.0000	0	0.0000	0	0.0000	0	0			
(f)	Investor Education and Protection Fund (IEPF)		1	280131	0	0	280131	1.0712	0	0	0	280131	1.0712	0	0	0.0000	0	0			
(g)	Investor Education And Protection Fund Authority Ministry Of Corporate Affairs		280131	0	0	0	280131	1.0712	0	0	0	280131	1.0712	0	0	0.0000	0	0			
(h)	Resident Individuals holding nominal share capital up to rs. 2 lakhs		5991	2254234	0	0	2254234	8.6204	0	0	0	2254234	8.6204	0	0	0.0000	0	0			
(i)	Resident Individuals holding nominal share capital in excess of Rs. 2 lakhs		32	4247856	0	0	4247856	16.2442	0	0	0	4247856	16.2442	0	0	0.0000	0	0			
(j)	Bharati Lal Mahajan	AOSPM7286E	0	274368	0	0	274368	1.0492	0	0	0	274368	1.0492	0	0	0.0000	0	0			
(k)	Dilipkumar Lathi	AABPL9618G	0	1170117	0	0	1170117	4.4746	0	0	0	1170117	4.4746	0	0	0.0000	0	0			
(l)	Jagdeep Singh	AKKPS8228D	0	474119	0	0	474119	1.8191	0	0	0	474119	1.8191	0	0	0.0000	0	0			
(m)	Non Resident Indians (NRIs) - Non - Repatriable		19	177745	0	0	177745	0.6797	0	0	0	177745	0.6797	0	0	0.0000	0	0			
(n)	Non Resident Indians (NRIs)- Repatriable		37	75545	0	0	75545	0.2889	0	0	0	75545	0.2889	0	0	0.0000	0	0			
(o)	Foreign Nationals		0	0	0	0	0	0.0000	0	0	0	0.0000	0	0.0000	0	0.0000	0	0			
(p)	Foreign Companies		0	0	0	0	0	0.0000	0	0	0	0.0000	0	0.0000	0	0.0000	0	0			

ALMONDZ GLOBAL SECURITIES LTD. FACE VALUE RS. 6.00  
SHAREHOLDING PATTERN AS ON 30th June, 2023


Table - III Statement showing shareholding pattern of the Public shareholding

S.No.	Category & Name of the Shareholder (I)	PAN (II)	No of Shareholders (III)	No. of fully paid Equity Share Held (IV)	No. Of Partly Paid Equity Shares Held (V)	No. Of shares underlying Depository Receipts (VI)	Total Nos. Shares Held (VII) = IV+V+VI	Shareholding as a % of total no of Shares (calculated as per SCRR 1957) (VIII) as a % of (A+B+C2)			No of Voting Rights held in each class of securities (IX)			No of shares underlying convertible securities (including warrants) (X)	Shareholding as a % assuming full conversions of convertible securities (as a % of diluted equity capital) (XI) = VII+X as a % of (A+B+C2)	No. of Locked in Shares (XII)		No of Shares pledged or otherwise encumbered (XIII)		No of Equity Shares Held in Dematerialized form (XIV)	Sub-categorization of shares (XV)			
								Class X	Class Y	Total	Total as a % of (A+B+C)	No. (a)	As a % of total shares held (b)			No. (a)	As a % of total shares held (b)	Sub-category (i)	Sub-category (ii)		Sub-category (iii)			
																						Shareholding (No. of shares) under		
(i)	Bodies Corporate		39	91693	0	0	91693	0.3506	91693	0	91693	0.3506	0	0.2945	0	0	0	6500	7,0889	91693				
(m)	Trusts		0	0	0	0	0	0.0000	0	0	0	0.0000	0	0.0000	0	0	0	0	0	0				
	OTHER - HUF		85	97169	0	0	97169	0.3716	97169	0	97169	0.3716	0	0.3121	0	0	0	12982	13,3602	97169				
	OTHER - Clearing Member/House - Corp		1	1992	0	0	1992	0.0076	1992	0	1992	0.0076	0	0.0064	0	0	0	0	0	1992				
	Sub-Total (E)/(4)		6205	7226365	0	0	7226365	27.6343	7226365	0	7226365	27.6343	0	23.2135	0	0	0	538364	7,4397	7100444				
	Total Public Shareholding (B) = (B)(1) + (B)(2) + (B)(3) + B(4)		6207	10547865	0	0	10547865	40.3361	10547865	0	10547865	40.3361	0	33.8833	0	0	0	538364	5,0992	10421944				



**ALMONDZ GLOBAL SECURITIES LTD. FACE VALUE RS. 6.00**  
**SHAREHOLDING PATTERN AS ON 30th June, 2023**  
**Table - IV Statement showing shareholding pattern of the Non Promoter - Non Public shareholder**

S.No.	Category & Name of the Shareholder (I)	PAN (II)	No of Shareholders (III)	No. of fully paid Equity Share Held (IV)	No. Of Partly Paid Equity Shares Held (V)	No. Of shares underlying Depository Receipts (VI)	Total Nos. Shares Held (VII) = IV+V+VI	Shareholding as a % of total no of Shares (calculated as per SCRR 1957) (VIII) as a % of (A+B+C2)	No of Voting Rights held in each class of securities (X)			Shareholding as a % assuming full conversions of convertible securities (as a % of diluted equity capital) (XI)=VII+X as a % of (A+B+C2)	No. of Locked in Shares (XII)		No of Shares pledged or otherwise encumbered (XIII)		No of Equity Shares Held in Dematerialized form (XIV)	
									Class X	Class Y	Total		As a % of total shares held (b)	No. (a)	As a % of total shares held (b)			
(1)	Custodian/DR Holder																	
(a)	names																	
(2)	Employees Benefit Trust (under SEBI Based employees benefit ) Regulation 2014																	
(b)	names																	
	<b>Total Non-Promoter Non Public shareholding C = C1+C2</b>		<b>0</b>	<b>0</b>	<b>0</b>	<b>0</b>	<b>0</b>	<b>0</b>	<b>0</b>	<b>0</b>	<b>0</b>	<b>0</b>	<b>0</b>	<b>0</b>	<b>0</b>	<b>0</b>	<b>0</b>	<b>0</b>



ALMONDZ GLOBAL SECURITIES LTD. FACE VALUE RS. 6.00  
 SHAREHOLDING PATTERN AS ON 30th June, 2023

Table VI - Statement showing foreign ownership limits

Board approved limits	49	Limits utilized
As on shareholding date	49	11.82
As on the end of previous 1st quarter	49	11.82
As on the end of previous 2nd quarter	49	11.82
As on the end of previous 3rd quarter	49	11.82
As on the end of previous 4th quarter	49	11.82

