


**Format of holding of Specified Securities**

1. **Name of Entity:** Almondz Global Securities Ltd
2. **Script Code:** 531400
3. **Shareholding Pattern filed under:** Reg. 31 (1) (b)  
If under 31 (1) (b) then indicate the report for the Quarter Ended: 31.12.2022  
If under 31 (1)(c) then indicate date of allotment/extinguishment-N.A.
4. **Declaration:** The Listed Entity is required to submit the following declaration to the extent of submission of information:

SR No.	Particulars	Yes*	No*
1	Whether the Listed Entity has issued any partly paid up shares?		No
2	Whether the Listed Entity has issued any Convertible Securities or Warrants?		Yes
3	Whether the Listed Entity has any shares against which depository receipts are issued?		No
4	Whether the Listed Entity has any shares in Lock-in?		No
5	Whether any shares held by promoters are pledge or otherwise encumbered?		No
6	Whether the Listed Entity has any significant beneficial owner?		No

\* If the Listed Entity selects the option 'No' for the questions above, the columns for the partly paid-up shares, Outstanding convertible Securities/Warrants, depository receipts, locked-in shares pledged or otherwise encumbered by promoters, as applicable, shall not be displayed at the time of dissemination on the Stock Exchange website. Also wherever there is 'No' declared by Listed Entity in above table the values will be considered as 'Zero' by default on submission of the format of holding of specified securities.

6. The tabular format for disclosure of holding of specified securities is as follows:-



**SEBI Registration : INM000000834**


Registered Office : F-33/3, Okhla Industrial Area Phase - II, New Delhi - 110 020, India. Tel. :+91 11 4350 0700, 4151 6800 Fax : +91 11 4350 0735

CIN : L74899DL1994PLC059839 • Email : info@almondz.com • Website : www.almondz.com

ALMONDZ GLOBAL SECURITIES LTD. FACE VALUE RS. 6.00  
SHAREHOLDING PATTERN AS ON 31st December, 2022


Table - I Summary Statement holding of specified securities

Category (I)	Category of Shareholder (II)	No of Shareholders (III)	No. of fully paid Equity Share Held (IV)	No. Of Partly Paid Equity Shares Held (V)	No . Of shares underlying Depository Receipts (VI)	Total Nos. Shares Held (VII) = IV+V+VI	Shareholding as a % of total no of Shares (calculated as per SCRR 1957) (VIII) as a % of (A+B+C2)	No of Voting Rights held in each class of securities (IX)				No of shares underlying outstanding convertible securities (including warrants) (X)	Shareholding as a % assuming full conversions of convertible securities (as a % of diluted equity capital) (XI)=VII+X as a % of (A+B+C2)	No. of Locked in Shares (XII)		No of Shares pledged or otherwise encumbered (XIII)		No of Equity Shares Held in Dematerialized form (XIV)
								Class X	Class Y	Total	Total as a % of (A+B+C)			No. (a)	As a % of total shares held (b)	No. (a)	As a % of total shares held (b)	
(A)	Promoter & Promoter Group	5	15526402	0	0	15526402	59.9823	15526402	0	15526402	59.9823	0	49.6131	0	0.0000	0	0.0000	15526402
(B)	Public	6108	10358565	0	0	10358565	40.0177	10358565	0	10358565	40.0177	5410000	50.3869	0	0.0000	407188	3.9309	10231930
(C)	Non Promoter - Non Public	0	0	0	0	0	0.0000	0	0	0	0.0000	0	0.0000	0	0.0000	0	0.0000	0
(C1)	Shares Underlying DRs	0	0	0	0	0	0.0000	0	0	0	0.0000	0	0.0000	0	0.0000	0	0.0000	0
(C2)	Share Held By Employees Trusts	0	0	0	0	0	0.0000	0	0	0	0.0000	0	0.0000	0	0.0000	0	0.0000	0
	Total	0	0	0	0	0	0.0000	0	0	0	0.0000	0	0.0000	0	0.0000	0	0.0000	0
	<b>Total A+B+C1+C2</b>	<b>6113</b>	<b>25884967</b>	<b>0</b>	<b>0</b>	<b>25884967</b>	<b>100.0000</b>	<b>25884967</b>	<b>0</b>	<b>25884967</b>	<b>100.0000</b>	<b>5410000</b>	<b>100.0000</b>	<b>0</b>	<b>0.0000</b>	<b>407188</b>	<b>1.5731</b>	<b>25758332</b>



ALMONDZ GLOBAL SECURITIES LTD. FACE VALUE RS. 6.00  
SHAREHOLDING PATTERN AS ON 31st December, 2022  
Table - II Statement showing shareholding pattern of the Promoter and Promer Group

S.No.	Category & Name of the Shareholder (I)	Entity type i.e.promoter OR promoter group entity (except promoter)	PAN (II)	No of Shareholders (III)	No. of fully paid Equity Share Held (IV)	No. Of Partly Paid Equity Shares Held (V)	No . Of shares underlying Depository Receipts (VI)	Total Nos. Shares Held (VII) = IV+V+VI	Shareholding as a % of total no of Shares (calculated as per SCRR 1957) (VIII) as a % of (A+B+C2)	No of Voting Rights held in each class of securities (IX)				No of shares undelying outstanding convertible securities (including warrants) (X)	Shareholding as a % assuming full conversions of convertible securities (as a % of diluted equity capital) (XI)=VII+X as a % of (A+B+C2)	No. of Locked in Shares (XII)		No of Shares pledged or otherwise encumbered (XIII)		No of Equity Shares Held in Dematerializ ed form (XIV)
										Class X	Class Y	Total	Total as a % of (A+B+C)			No. (a)	As a % of total shares held (b)	No. (a)	As a % of total shares held (b)	
(1)	Indian																			
(a)	Individual			2	139635	0	0	139635	0.5394	139635	0	139635	0.5394	0	0.4462	0	0.0000	0	0.0000	139635
	Gurpreet N S Sobti		ABJPS9400L		78920	0	0	78920	0.3049	78920	0	78920	0.3049	0	0.2522	0	0.0000	0	0.0000	78920
	Navjeet Singh Sobti		AAVPS3411R		60715	0	0	60715	0.2346	60715	0	60715	0.2346	0	0.1940	0	0.0000	0	0.0000	60715
(b)	Huf			1	203808	0	0	203808	0.7874	203808	0	203808	0.7874	0	0.6512	0	0.0000	0	0.0000	203808
	Navjeet Singh Sobti Huf.		AAFHN3232G		203808	0	0	203808	0.7874	203808	0	203808	0.7874	0	0.6512	0	0.0000	0	0.0000	203808
(c)	Central Govt /state Govt/ President Of India			0	0	0	0	0	0.0000	0	0	0	0.0000	0	0.0000	0	0.0000	0	0.0000	0
(d)	Financial Inst/banks			0	0	0	0	0	0.0000	0	0	0	0.0000	0	0.0000	0	0.0000	0	0.0000	0
(e)	Any other													0.0000						
	Other - Body Corporate			2	15182959	0	0	15182959	58.6555	15182959	0	15182959	58.6555	0	48.5157	0	0.0000	0	0.0000	15182959
	Avonmore Capital & Management Services Ltd		AABCA0478N		15097869	0	0	15097869	58.3268	15097869	0	15097869	58.3268	0	48.2438	0	0.0000	0	0.0000	15097869
	Innovative Money Matters Pvt Ltd		AAACI2156A		85090	0	0	85090	0.3287	85090	0	85090	0.3287	0	0.2719	0	0.0000	0	0.0000	85090
	Sub - Total			5	15526402	0	0	15526402	59.9823	15526402	0	15526402	59.9823	0	15.0000	0	0.0000	0	0.0000	15526402
(2)	Foreign													0.0000						
(a)	Individual(nri/ Foriegn Individual )			0	0	0	0	0	0.0000	0	0	0	0.0000	0	0.0000	0	0.0000	0	0.0000	0
(b)	Government			0	0	0	0	0	0.0000	0	0	0	0.0000	0	0.0000	0	0.0000	0	0.0000	0
(c)	Institutions			0	0	0	0	0	0.0000	0	0	0	0.0000	0	0.0000	0	0.0000	0	0.0000	0
(d)	Foreign Portfolio Investor			0	0	0	0	0	0.0000	0	0	0	0.0000	0	0.0000	0	0.0000	0	0.0000	0
(e)	Any Other													0.0000						
	Sub - Total			0	0	0	0	0	0.0000	0	0	0	0.0000	0	0.0000	0	0.0000	0	0.0000	0
	Total Shareholding of Promoter and Promotor Group			5	15526402	0	0	15526402	59.9823	15526402	0	15526402	59.9823	0	49.6131	0	0.0000	0	0.0000	15526402



ALMONDZ GLOBAL SECURITIES LTD. FACE VALUE RS. 6.00  
SHAREHOLDING PATTERN AS ON 31st December, 2022  
Table - III Statement showing shareholding pattern of the Public shareholding

S.No.	Category & Name of the Shareholder (I)	PAN (II)	No of Shareholders (III)	No. of fully paid Equity Share Held (IV)	No. Of Partly Paid Equity Shares Held (V)	No. Of shares underlying Depository Receipts (VI)	Total Nos. Shares Held (VII) = IV+V+VI	Shareholding as a % of total no of Shares (calculated as per SCRR 1957) (VIII) as a % of (A+B+C2)	No of Voting Rights held in each class of securities (IX)				No of shares underlying outstanding convertible securities (including warrants) (X)	Shareholding as a % assuming full conversions of convertible securities (as a % of diluted equity capital) (XI)=VII+X as a % of (A+B+C2)	No. of Locked in Shares (XII)		No of Shares pledged or otherwise encumbered (XIII)		No of Equity Shares Held in Dematerialized form (XIV)		
									No of Voting Rights			Total as a % of (A+B+C)			No. (a)	As a % of total shares held (b)	No. (a)	As a % of total shares held (b)			
									Class X	Class Y	Total										
(1)	Institutions																				
(a)	Mutual Funds		0	0	0	0	0	0.0000	0	0	0	0.0000	0	0.0000	0	0.0000	0	0.0000	0	0.0000	0
(b)	Venture Capital Funds		0	0	0	0	0	0.0000	0	0	0	0.0000	0	0.0000	0	0.0000	0	0.0000	0	0.0000	0
(c)	Alternate Investment Funds		0	0	0	0	0	0.0000	0	0	0	0.0000	0	0.0000	0	0.0000	0	0.0000	0	0.0000	0
(d)	Banks		0	0	0	0	0	0.0000	0	0	0	0.0000	0	0.0000	0	0.0000	0	0.0000	0	0.0000	0
(e)	Insurance Companies		0	0	0	0	0	0.0000	0	0	0	0.0000	0	0.0000	0	0.0000	0	0.0000	0	0.0000	0
(f)	Provident Funds/ Pension Fund		0	0	0	0	0	0.0000	0	0	0	0.0000	0	0.0000	0	0.0000	0	0.0000	0	0.0000	0
(g)	Asset Reconstruction Companies		0	0	0	0	0	0.0000	0	0	0	0.0000	0	0.0000	0	0.0000	0	0.0000	0	0.0000	0
(h)	Sovereign Wealth Funds		0	0	0	0	0	0.0000	0	0	0	0.0000	0	0.0000	0	0.0000	0	0.0000	0	0.0000	0
(i)	NBFCs registered with RBI		0	0	0	0	0	0.0000	0	0	0	0.0000	0	0.0000	0	0.0000	0	0.0000	0	0.0000	0
(j)	Other Financial Institutions		0	0	0	0	0	0.0000	0	0	0	0.0000	0	0.0000	0	0.0000	0	0.0000	0	0.0000	0
	Sub-total B(1)		0	0	0	0	0	0.0000	0	0	0	0.0000	0	0.0000	0	0.0000	0	0.0000	0	0.0000	0
(2)	Institutions (Foreign)												0.0000								
(a)	Foreign Direct Investment		0	0	0	0	0	0.0000	0	0	0	0.0000	0	0.0000	0	0.0000	0	0.0000	0	0.0000	0
(b)	Foreign Venture Capital Investors		1	3091500	0	0	3091500	11.9432	3091500	0	3091500	11.9432	0	9.8786	0	0.0000	0	0.0000	0	0.0000	3091500
	Al Anwar Investments Saog	AAGCA7436F		3091500	0	0	3091500	11.9432	3091500	0	3091500	11.9432	0	9.8786	0	0.0000	0	0.0000	0	0.0000	3091500
(c)	Sovereign Wealth Funds		0	0	0	0	0	0.0000	0	0	0	0.0000	0	0.0000	0	0.0000	0	0.0000	0	0.0000	0
(d)	Foreign Portfolio Investors Category I		2	287534	0	0	287534	1.1108	287534	0	287534	1.1108	0	0.9188	0	0.0000	0	0.0000	0	0.0000	287534
	Aegis Investment Fund Pcc	AANCA5102B		287474	0	0	287474	1.1106	287474	0	287474	1.1106	0	0.9186	0	0.0000	0	0.0000	0	0.0000	287474
(e)	Foreign Portfolio Investors Category II		0	0	0	0	0	0.0000	0	0	0	0.0000	0	0.0000	0	0.0000	0	0.0000	0	0.0000	0
(f)	Overseas Depositories (holding DRs) (balancing figure)		0	0	0	0	0	0.0000	0	0	0	0.0000	0	0.0000	0	0.0000	0	0.0000	0	0.0000	0
(g)	Any other		0	0	0	0	0	0.0000	0	0	0	0.0000	0	0.0000	0	0.0000	0	0.0000	0	0.0000	0
	Sub-Total B(2)		3	3379034	0	0	3379034	13.0540	3379034	0	3379034	13.0540	0	10.7974	0	0.0000	0	0.0000	0	0.0000	3379034
(3)	Central Government / State Government(s)													0.0000							
(a)	Central Government / President of India		0	0	0	0	0	0.0000	0	0	0	0.0000	0	0.0000	0	0.0000	0	0.0000	0	0.0000	0
(b)	State Government / Governor		0	0	0	0	0	0.0000	0	0	0	0.0000	0	0.0000	0	0.0000	0	0.0000	0	0.0000	0
(c)	Shareholding by Companies or Bodies Corporate where Cent		0	0	0	0	0	0.0000	0	0	0	0.0000	0	0.0000	0	0.0000	0	0.0000	0	0.0000	0
	Sub-Total B(3)		0	0	0	0	0	0.0000	0	0	0	0.0000	0	0.0000	0	0.0000	0	0.0000	0	0.0000	0
(4)	Non-institutions													0.0000							
(a)	Associate companies / Subsidiaries		0	0	0	0	0	0.0000	0	0	0	0.0000	0	0.0000	0	0.0000	0	0.0000	0	0.0000	0
(b)	Directors and their relatives (excluding independent directors and nominee directors)		0	0	0	0	0	0.0000	0	0	0	0.0000	0	0.0000	0	0.0000	0	0.0000	0	0.0000	0
(c)	Key Managerial Personnel		0	0	0	0	0	0.0000	0	0	0	0.0000	0	0.0000	0	0.0000	0	0.0000	0	0.0000	0
(d)	Relatives of promoters (other than 'immediate relatives' of promoters disclosed under 'Promoter and Promoter Group' category)		0	0	0	0	0	0.0000	0	0	0	0.0000	0	0.0000	0	0.0000	0	0.0000	0	0.0000	0
(e)	Trusts where any person belonging to 'Promoter and Promoter Group' category is 'trustee', 'beneficiary', or 'author of the trust'		0	0	0	0	0	0.0000	0	0	0	0.0000	0	0.0000	0	0.0000	0	0.0000	0	0.0000	0
(f)	Investor Education and Protection Fund (IEPF)		1	280131	0	0	280131	1.0822	280131	0	280131	1.0822	0	0.8951	0	0.0000	0	0.0000	0	0.0000	280131
	Investor Education And Protection Fund Authority Ministry Of Corporate Affairs			280131	0	0	280131	1.0822	280131	0	280131	1.0822	0	0.8951	0	0.0000	0	0.0000	0	0.0000	280131
(g)	Resident Individuals holding nominal share capital up to Rs. 2 lakhs		5903	2253117	0	0	2253117	8.7043	2253117	0	2253117	8.7043	4410000	21.2913	0	0.0000	0	93247	4.1386	2126482	
(h)	Resident Individuals holding nominal share capital in excess of Rs. 2 lakhs		27	3996028	0	0	3996028	15.4376	3996028	0	3996028	15.4376	1000000	15.9643	0	0.0000	0	290448	7.2684	3996028	
	Banarsi Lal Mahajan	AOSPM7286E		274368	0	0	274368	1.06	274368	0	274368	1.06	0	0.8767	0	0.0000	0	100000	36.4474	274368	
	Dilipkumar Lakhi	AABP19618G		1170117	0	0	1170117	4.5205	1170117	0	1170117	4.5205	0	3.7390	0	0.0000	0	0	0	1170117	
	Jagdeep Singh	AXKPS8228D		424119	0	0	424119	1.6385	424119	0	424119	1.6385	0	1.3552	0	0.0000	0	0	0	424119	

ALMONDZ GLOBAL SECURITIES LTD. FACE VALUE RS. 6.00  
SHAREHOLDING PATTERN AS ON 31st December, 2022  
Table - III Statement showing shareholding pattern of the Public shareholding

S.No.	Category & Name of the Shareholder (I)	PAN (II)	No of Shareholders (III)	No. of fully paid Equity Share Held (IV)	No. Of Partly Paid Equity Shares Held (V)	No . Of shares underlying Depository Receipts (VI)	Total Nos. Shares Held (VII) = IV+V+VI	Shareholding as a % of total no of Shares (calculated as per SCRR 1957) (VIII) as a % of (A+B+C2)	No of Voting Rights held in each class of securities (IX)			No of shares undelying outstanding convertible securities (including warrants) (X)	Shareholding as a % assuming full conversions of convertible securities (as a % of diluted equity capital) (XI)=VII+X as a % of (A+B+C2)	No. of Locked in Shares (XII)		No of Shares pledged or otherwise encumbered (XIII)		No of Equity Shares Held in Dematerialized form (XIV)	
									No of Voting Rights					Total as a % of (A+B+C)	No. (a)	As a % of total shares held (b)	No. (a)		As a % of total shares held (b)
									Class X	Class Y	Total								
(i)	Non Resident Indians (NRIs)- Non - Repatriable		18	179359	0	0	179359	0.6929	179359	0	179359	0.6929	0	0	0	0	0	179359	
	Non Resident Indians (NRIs)- Repatriable		37	73640	0	0	73640	0.2845	73640	0	73640	0.2845	0	0	0	0	0	73640	
(j)	Foreign Nationals		0	0	0	0	0	0	0	0	0	0	0	0	0	0	0	0	
(k)	Foreign Companies		0	0	0	0	0	0	0	0	0	0	0	0	0	0	0	0	
(l)	Bodies Corporate		40	96592	0	0	96592	0.3732	96592	0	96592	0.3732	0	0	0	6011	6.2231	96592	
(m)	Trusts		0	0	0	0	0	0	0	0	0	0	0	0	0	0	0	0	
	OTHER - HUF		79	100664	0	0	100664	0.3889	100664	0	100664	0.3889	0	0	0	17482	17.3667	100664	
	Sub-Total (B)(4)		6105	6979531	0	0	6979531	26.9636	6979531	0	6979531	26.9636	0	0	0	407188	5.834	6852896	
	Total Public Shareholding (B) = (B)(1) + (B)(2) + (B)(3) + B(4)		6108	10358565	0	0	10358565	40.0177	10358565	0	10358565	40.0177	5410000	0	0	407188	3.9309	10231930	



ALMONDZ GLOBAL SECURITIES LTD. FACE VALUE RS. 6.00  
SHAREHOLDING PATTERN AS ON 31st December, 2022

Table - IV Statement showing shareholding pattern of the Non Promter - Non Public shareholder

S.No.	Category & Name of the Shareholder (I)	PAN (II)	No of Shareholders (III)	No. of fully paid Equity Share Held (IV)	No. Of Partly Paid Equity Shares Held (V)	No . Of shares underlying Depository Receipts (VI)	Total Nos. Shares Held (VII) = IV+V+VI	Shareholding as a % of total no of Shares (calculated as per SCRR 1957) (VIII) as a % of (A+B+C2)	No of Voting Rights held in each class of securities (IX)				No of shares undelying outstanding convertible securities (including warrants) (X)	Shareholding as a % assuming full conversions of convertible securities (as a % of diluted equity capital) (XI)=VII+X as a % of (A+B+C2)	No. of Locked in Shares (XII)		No of Shares pledged or otherwise encumbered (XIII)		No of Equity Shares Held in Dematerialized form (XIV)	
									No of Voting Rights			Total as a % of (A+B+C)			No. (a)	As a % of total shares held (b)	No. (a)	As a % of total shares held (b)		
									Class X	Class Y	Total									
(1)	Custodian/DR Holder																			
(a)	names																			N.A.
(2)	Employees Benefit Trust (under SEBI Based employees benefit ) Regulation 2014																			N.A.
(a)	names																			N.A.
	Total Non-Promoter Non Public shareholding C = C1+C2			0	0	0	0	0	0	0	0	0	0	0	0	0	0	0	0	N.A.



**ALMONDZ GLOBAL SECURITIES LTD. FACE VALUE RS. 6.00**  
**SHAREHOLDING PATTERN AS ON 31st December, 2022**  
**Table V- Statement showing details of significant beneficial owners**

Sr. No.	Details of the significant beneficial owner (i)			Details of the registered owner (id)			Particulars of the shares in which significant		Date of creation / acquisition of significant beneficial interest (IV)
	Name	PAN	Nationality	Name	PAN	Nationality	Number of shares	Shareholding as a % of total no. of shares (calculated as per SCRR, 1957) As a % of (A+B+C2)	



ALMONDZ GLOBAL SECURITIES LTD. FACE VALUE RS. 6.00

SHAREHOLDING PATTERN AS ON 31st December, 2022

Table VI - Statement showing foreign ownership limits

	<i>Board approved limits</i>	<i>Limits utilized</i>
As on shareholding date	49%	11.94%
As on the end of previous 1st quarter	49%	11.94%
As on the end of previous 2nd quarter	49%	11.94%
As on the end of previous 3rd quarter	49%	11.94%
As on the end of previous 4th quarter	49%	11.94%

