

Format of holding of Specified Securities

1. Name of Entity: Almondz Global Securities Ltd

2. Scip Code: 531400

3. Shareholding Pattern filed under: Reg 31 (1) (b)

If under 31 (1) (b) then indicate the report for the Quarter Ended : 31.12.2017


If under 31 (1)(c) then indicate date of allotment/extinguishment-N.A.

4. Declaration: The Listed Entity is required to submit the following declaration to the extent of submission of information:

SR No.	Particulars	Yes*	No*
1	Whether the Listed Entity has issued any partly paid up shares?		No
2	Whether the Listed Entity has issued any Convertible Securities or Warrants?	Yes	
3	Whether the Listed Entity has any shares against which depository receipts are issued?		No
4	Whether the Listed Entity has any shares in Lock-in?		No
5	Whether any shares held by promoters are pledge or otherwise encumbered?		No

\* If the Listed Entity selects the option 'No' for the questions above, the columns for the partly paid-up shares, Outstanding convertible Securities/Warrants, depository receipts, locked-in shares pledged or otherwise encumbered by promoters, as applicable, shall not be displayed at the time of dissemination on the Stock Exchange website. Also wherever there is 'No' declared by Listed Entity in above table the values will be considered as Zero' by default on submission of the format of holding of specified securities.

6. The tabular format for disclosure of holding of specified securities is as follows:-



SEBI Merchant Banking Registration No. INM00000834


F - 33/3 Okhla Industrial Area Phase - II, New Delhi - 110 020, India. Tel.: + 91 11 4350 0700 / 800 Fax : + 91 11 4350 0735, 4350 0787

CIN : L74899DL1994PLC059839 • Email : delhi@almondz.com • Website : www.almondzglobal.com

Registered Office: 2<sup>nd</sup> Floor, 3 Scindia House, Janpath, New Delhi 110001 India. Tel.: +91 11 4151 4666-669, Fax: +91 11 4151 4665

ALMONDZ GLOBAL SECURITIES LTD. FACE VALUE RS. 6.00  
 SHAREHOLDING PATTERN AS ON 31/12/2017  
 Table - I Summary Statement holding of specified securities


Category (I)	Category of Shareholder (II)	No of Shareholders (III)	No. of fully paid Equity Share Held (IV)	No. Of Partly Paid Equity Shares Held (V)	No. Of shares underlying Depository Receipts (VI)	Total Nos. Shares Held (VII) = IV+V+VI	No of Voting Rights held in each class of securities (IX)			No of shares underlying convertible securities (including warrants) (X)	Shareholding as a % assuming full conversions of convertible securities (as a % of diluted equity capital) (XI)=VII+X as a % of (A+B+C2)	No. of Locked in Shares (XII)		No of Shares pledged or otherwise encumbered (XIII)		No of Equity Shares Held in Dematerialized form (XIV)
							Class X	Class Y	Total			Total as a % of (A+B+C)	No. (a)	As a % of total shares held (b)	No. (a)	
(A)	Promoter & Promoter Group	4	14915549	0	0	14915549	57.6224	14915549	57.6224	0	57.2391	0	0.0000	0	0.0000	14915549
(B)	Public	5223	10969418	0	0	10969418	42.3776	10969418	42.3776	173335	42.7609	0	0.0000	5542	0.0503	1770788
(C)	Non Promoter - Non Public	0	0	0	0	0	0.0000	0	0.0000	0	0.0000	0	0.0000	0	0.0000	0
(C1)	Shares Underlying DRs	0	0	0	0	0	0.0000	0	0.0000	0	0.0000	0	0.0000	0	0.0000	0
(C2)	Share Held By Employees Trusts	0	0	0	0	0	0.0000	0	0.0000	0	0.0000	0	0.0000	0	0.0000	0
	Total	0	0	0	0	0	0.0000	0	0.0000	0	0.0000	0	0.0000	0	0.0000	0
	Total A+B+C1+C2	5227	25884967	0	0	25884967	100.0000	25884967	100.0000	173335	100.0000	0	0.0000	5542	0.0214	25868337



ALMONDZ GLOBAL SECURITIES LTD. FACE VALUE RS. 6.00  
SHAREHOLDING PATTERN AS ON 31/12/2017

Table - II Statement showing shareholding pattern of the Promoter and Promer Group


S.No.	Category & Name of the Shareholder (i)	PAN (ii)	No of Shareholders (iii)	No. of fully paid Equity Share Hold (iv)	No. Of Partly Paid Equity Shares Held (v)	No. Of shares underlying Depository Receipts (vi)	Total Nos. Shares Held (vii) = IV+V+VI	Shareholding as a % of total no of Shares (calculated as per SCRR 1957) (viii) as a % of (A+B+C2)	No of Voting Rights held in each class of securities (ix)			Shareholding as a % assuming full conversions of convertible securities (as a % of diluted equity capital) (X)=VII+X as a % of (A+B+C2)	No. of Locked in Shares (xii)		No of Shares pledged or otherwise encumbered (xiii)		No of Equity Shares Held in Dematerialized form (xiv)	
									Class X	Class Y	Total		Total as a % of (A+B+C)	No. (a)	As a % of total shares held (b)	No. (a)		As a % of total shares held (b)
(1)	Indian																	
(a)	Individual		2	110715	0	0	110715	0.4277	110715	0	110715	0.4277	0	0.0000	0	0.0000	110715	
	Gurpreet N S Sobti	ABIP59400L		50000	0	0	50000	0.1932	50000	0	50000	0.1932	0	0.0000	0	0.0000	50000	
	Navjeet Singh Sobti	AAVPS3411R		60715	0	0	60715	0.2346	60715	0	60715	0.2346	0	0.0000	0	0.0000	60715	
(b)	Huf		0	0	0	0	0	0.0000	0	0	0	0.0000	0	0.0000	0	0.0000	0	
(c)	Central Govt /state Govt/ President Of India		0	0	0	0	0	0.0000	0	0	0	0.0000	0	0.0000	0	0.0000	0	
(d)	Financial Inst/banks		0	0	0	0	0	0.0000	0	0	0	0.0000	0	0.0000	0	0.0000	0	
(e)	Any other																	
	Other - Body Corporate		2	14804834	0	0	14804834	57.1947	14804834	0	14804834	57.1947	0	0.0000	0	0.0000	14804834	
	Avonmore Capital & Management Services Ltd	AABCA0478N		14719744	0	0	14719744	56.8660	14719744	0	14719744	56.8660	0	0.0000	0	0.0000	14719744	
	Innovative Money Matters Pvt Ltd	AAACI2156A		85090	0	0	85090	0.3287	85090	0	85090	0.3287	0	0.0000	0	0.0000	85090	
	Sub - Total		4	14915549	0	0	14915549	57.6224	14915549	0	14915549	57.6224	0	0.0000	0	0.0000	14915549	
(2)	Foreign																	
(a)	Individual/nri/ Foreign Individual)		0	0	0	0	0	0.0000	0	0	0	0.0000	0	0.0000	0	0.0000	0	
(b)	Government		0	0	0	0	0	0.0000	0	0	0	0.0000	0	0.0000	0	0.0000	0	
(c)	Institutions		0	0	0	0	0	0.0000	0	0	0	0.0000	0	0.0000	0	0.0000	0	
(d)	Foreign Portfolio Investors		0	0	0	0	0	0.0000	0	0	0	0.0000	0	0.0000	0	0.0000	0	
(e)	Any Other																	
	Sub - Total		0	0	0	0	0	0.0000	0	0	0	0.0000	0	0.0000	0	0.0000	0	
	Total Shareholding of Promoter and Promoter Group		4	14915549	0	0	14915549	57.6224	14915549	0	14915549	57.6224	0	0.0000	0	0.0000	14915549	



ALMONDZ GLOBAL SECURITIES LTD. FACE VALUE RS. 6.00  
SHAREHOLDING PATTERN AS ON 31/12/2017

Table - III Statement showing shareholding pattern of the Public shareholding

S.No.	Category & Name of the Shareholder (I)	PAN (II)	No of Shareholders (III)	No. of fully paid Equity Share Held (IV)	No. Of Partly Paid Equity Shares Held (V)	No. Of shares underlying Depository Receipts (VI)	Total Nos. Shares Held (VII) = IV+V+VI	Shareholding as a % of total no of Shares (calculated as per SCRR 1957) (VIII) as a % of (A+B+C2)	No of Voting Rights held in each class of securities (IX)			No of shares underlying convertible securities (including warrants) (X)	Shareholding as a % assuming full conversions of convertible securities (as a % of diluted equity capital) (XI)=VII+X as a % of (A+B+C2)	No. of Locked in Shares (XII)		No of Shares pledged or otherwise encumbered (XIII)	No of Equity Shares Held in Dematerialized form (XIV)	
									Class X	Class Y	Total			As a % of total shares held (b)	No. (a)			As a % of total shares held (b)
(1)	Institutions																	
(a)	Mutual Funds		4895	2750978	0	0	2750978	10.6277	0	2750978	10.6277	173835	11.2222	0	0.0000	0	0.0000	2586048
(b)	Venture Capital Funds		21	3831234	0	0	3831234	15.5692	0	3831234	15.5692	0	14.7025	0	0.0000	0	0.0000	3831234
(c)	Alternate Investment Funds			274368	0	0	274368	1.0600	0	274368	1.0600	0	1.0829	0	0.0000	0	0.0000	274368
(d)	Foreign Venture Capital Investors			359536	0	0	359536	1.3890	0	359536	1.3890	0	1.3797	0	0.0000	0	0.0000	359536
(e)	Foreign Portfolio Investors			1170117	0	0	1170117	4.5205	0	1170117	4.5205	0	4.4904	0	0.0000	0	0.0000	1170117
(f)	Financial Inst/banks			318086	0	0	318086	1.2200	0	318086	1.2200	0	1.2207	0	0.0000	0	0.0000	318086
(g)	Insurance Companies			0	0	0	0	0.0000	0	0	0.0000	0	0.0000	0	0.0000	0	0.0000	0
(h)	Provident Funds/ Pension Fund			0	0	0	0	0.0000	0	0	0.0000	0	0.0000	0	0.0000	0	0.0000	0
(i)	Any other			0	0	0	0	0.0000	0	0	0.0000	0	0.0000	0	0.0000	0	0.0000	0
	Sub-total (B)(1)			0	0	0	0	0.0000	0	0	0.0000	0	0.0000	0	0.0000	0	0.0000	0
(2)	Central Govt./State Govt./ President Of India			0	0	0	0	0.0000	0	0	0.0000	0	0.0000	0	0.0000	0	0.0000	0
	Sub-total (B)(2)			0	0	0	0	0.0000	0	0	0.0000	0	0.0000	0	0.0000	0	0.0000	0
(3)	Non-institutions																	
(a)	(i) Individual Holding Norm. Val. upto Rs.2 lakhs		4895	2750978	0	0	2750978	10.6277	0	2750978	10.6277	173835	11.2222	0	0.0000	5542	0.2015	2586048
	(ii) Individual Holding Norm. Val. greater than Rs.2 lakhs		21	3831234	0	0	3831234	15.5692	0	3831234	15.5692	0	14.7025	0	0.0000	0	0.0000	3831234
	B. L. Mahajan	AOSPM7286E		274368	0	0	274368	1.0600	0	274368	1.0600	0	1.0829	0	0.0000	0	0.0000	274368
	Darshana Anant Sanghvi	AAPF35883H		359536	0	0	359536	1.3890	0	359536	1.3890	0	1.3797	0	0.0000	0	0.0000	359536
	Dilipkumar Lakhvi	AABPL9518G		1170117	0	0	1170117	4.5205	0	1170117	4.5205	0	4.4904	0	0.0000	0	0.0000	1170117
	Jagdeep Singh	AXKP8228D		318086	0	0	318086	1.2200	0	318086	1.2200	0	1.2207	0	0.0000	0	0.0000	318086
(b)	Nbfc Registered With Rbi			0	0	0	0	0.0000	0	0	0.0000	0	0.0000	0	0.0000	0	0.0000	0
(c)	Employees Trust			0	0	0	0	0.0000	0	0	0.0000	0	0.0000	0	0.0000	0	0.0000	0
(d)	Overseas Depository Holding DRs			0	0	0	0	0.0000	0	0	0.0000	0	0.0000	0	0.0000	0	0.0000	0
(e)	Any Other																	
	Other - Body Corp		110	579074	0	0	579074	2.2371	0	579074	2.2371	0	2.2222	0	0.0000	0	0.0000	579074
	Other - Trusts		1	75	0	75	0.0003	0.0003	0	75	0.0003	0	0.0003	0	0.0000	0	0.0000	75
	Other - Foreign Body Corp		1	3091500	0	0	3091500	11.9432	0	3091500	11.9432	0	11.8638	0	0.0000	0	0.0000	3091500
	AI Anwar Holdings Sroop	AAAGA7456F		3091500	0	0	3091500	11.9432	0	3091500	11.9432	0	11.8638	0	0.0000	0	0.0000	3091500
	Other - Clearing Member		44	63842	0	0	63842	0.2466	0	63842	0.2466	0	0.2450	0	0.0000	0	0.0000	63842
	Other - N R I - NON - REPATRIABLE		19	227511	0	0	227511	0.8789	0	227511	0.8789	0	0.8731	0	0.0000	0	0.0000	227511
	Other - N R I - REPATRIABLE		36	90720	0	0	90720	0.3505	0	90720	0.3505	0	0.3481	0	0.0000	0	0.0000	90720
	IEPF ACCOUNT		1	198844	0	0	198844	0.7682	0	198844	0.7682	0	0.7631	0	0.0000	0	0.0000	198844
	Other - Individual HUF		95	135640	0	0	135640	0.524	0	135640	0.524	0	0.5205	0	0.0000	0	0.0000	135640
	Sub-total (B)(3)		5223	10969418	0	0	10969418	42.3776	0	10969418	42.3776	0	42.0957	0	0.0000	5542	0.0505	10770788
	Total Public Shareholding		5223	10969418	0	0	10969418	42.3776	0	10969418	42.3776	173335	42.7609	0	0.0000	5542	0.0505	10770788



ALMONDZ GLOBAL SECURITIES LTD. FACE VALUE RS. 6.00  
SHAREHOLDING PATTERN AS ON 31/12/2017

Table -IV Statement showing shareholding pattern of the Non Promoter - Non Public shareholder

S.No.	Category & Name of the Shareholder (I)	PAN (II)	No of Shareholders (III)	No. of fully paid Equity Share Held (IV)	No. Of Partly Paid Equity Shares Held (V)	No. Of shares underlying Depository Receipts (VI)	Total Nos. Shares Held (VII) = IV+V+VI	Shareholding % as of total Shares (VIII) as a % of (A+B+C2)	No of Voting Rights held in each class of securities (IX)			Shareholding as a % assuming full conversions of convertible securities (as a % of diluted equity capital) (XI)=VII+X as a % of (A+B+C2)	No. of Locked in Shares (XII)		No of Shares pledged or otherwise encumbered (XIII)		No of Equity Shares Held in Dematerialized form (XIV)
									Class X	Class Y	Total as a % of (A+B+C)		No. (a)	As a % of total shares held (b)	No. (a)	As a % of total shares held (b)	
(1)	Custodian/DR Holder																
(a)	names																
(2)	Employees Benefit Trust (under SEBI Based employees benefit ) Regulation 2014																
(a)	names																
	Total Non-Promoter Non Public shareholding C = C1+C2																

