



H. K. DUA & CO.

CHARTERED ACCOUNTANTS

309, Jyoti Shikhar, 8 District Centre, Janak Puri, New Delhi-110058
Phones : 011- 25511883, 25532737 Fax : 011- 25532737
E-mail : harshdua@hotmail.com ● rkchau910@yahoo.com

INDEPENDENT AUDITOR'S REPORT

To the Members of

ALMONDZ WEALTH ADVISORS LIMITED

Report on the standalone Financial Statements

We have audited the accompanying standalone financial statements of **M/s Almondz Wealth Advisors Limited**, which comprise the Balance Sheet as at March 31, 2015 and the Statement of Profit and Loss for the year then ended, and a summary of significant accounting policies and other explanatory information.


Management's Responsibility for the Standalone Financial Statements

The Company's Board of Directors is responsible for the matters stated in Section 134(5) of the Companies Act, 2013 ("the Act") with respect to the preparation and presentation of these standalone financial statements that give a true and fair view of the financial position and financial performance of the Company in accordance with the accounting principles generally accepted in India, including the Accounting Standards specified under Section 133 of the Act, read with Rule 7 of the Companies (Accounts) Rules, 2014. This responsibility also includes maintenance of adequate accounting records in accordance with the provisions of the Act for safeguarding the assets of the Company and for preventing and detecting frauds and other irregularities; selection and application of appropriate accounting policies; making judgments and estimates that are reasonable and prudent; and design, implementation and maintenance of adequate internal financial controls, that were operating effectively for ensuring the accuracy and completeness of the accounting records, relevant to the preparation and presentation of the financial statements that give a true and fair view and are free from material misstatement, whether due to fraud or error.

Auditor's Responsibility

Our responsibility is to express an opinion on these standalone financial statements based on our audit. We have taken into account the provisions of the Act, the accounting and auditing standards and matters which are required to be included in the audit report under the provisions of the Act and the Rules made thereunder.

We conducted our audit in accordance with the Standards on Auditing specified under Section 143(10) of the Act. Those Standards require that we comply with ethical requirements and plan and perform the audit to obtain reasonable assurance about whether the financial statements are free from material misstatement.



An audit involves performing procedures to obtain audit evidence about the amounts and the disclosures in the financial statements. The procedures selected depend on the auditor's judgment, including the assessment of the risks of material misstatement of the financial statements, whether due to fraud or error. In making those risk assessments, the auditor considers internal financial control relevant to the Company's preparation of the financial statements that give a true and fair view in order to design audit procedures that are appropriate in the circumstances, but not for the purpose of expressing an opinion on whether the Company has in place an adequate internal financial controls system over financial reporting and the operating effectiveness of such controls. An audit also includes evaluating the appropriateness of the accounting policies used and the reasonableness of the accounting estimates made by the Company's Directors, as well as evaluating the overall presentation of the financial statements.

We believe that the audit evidence we have obtained is sufficient and appropriate to provide a basis for our audit opinion on the standalone financial statements.

Opinion

In our opinion and to the best of our information and according to the explanations given to us, the aforesaid standalone financial statements give the information required by the Act in the manner so required and give a true and fair view in conformity with the accounting principles generally accepted in India, of the state of affairs of the Company as at 31 March 2015 and its profit for the year ended on that date.

Report on Other Legal and Regulatory Requirements


1. As required by the Companies (Auditor's Report) Order, 2015 ("the Order") issued by the Central Government of India in terms of sub-section (11) of section 143 of the Act, is not applicable.
2. As required by Section 143 (3) of the Act, we report that:
 - a. We have sought & obtained all the information and explanations which to the best of our knowledge and belief were necessary for the purpose of our audit;
 - b. In our opinion proper books of account as required by law have been kept by the Company so far as appears from our examination of those books.
 - c. The Balance Sheet and the Statement of Profit and Loss, dealt with by this Report are in agreement with the books of account.
 - d. in our opinion, the aforesaid standalone financial statements comply with the Accounting Standards specified under Section 133 of the Act, read with Rule 7 of the Companies (Accounts) Rules, 2014.



- e. on the basis of the written representations received from the directors as on 31 March 2015 taken on record by the Board of Directors, none of the directors is disqualified as on 31 March 2015 from being appointed as a director in terms of Section 164 (2) of the Act.
- f. With respect to the other matters to be included in the Auditor's Report in accordance with Rule 11 of the Companies (Audit and Auditors) Rules, 2014, in our opinion and to the best of our information and according to the explanations given to us:
- (i) The Company has no pending litigations.
 - (ii) The Company has made provision, as required under the applicable law or accounting standards, for material foreseeable losses, if any, and as required on long-term contracts including derivative contracts.
 - (iii) There is no amount due to be transferred to the Investor Education and Protection Fund by the Company.

Place: New Delhi
Date: 26.05.2015


For H.K. Dua & Company
Chartered Accountants
Firm's Registration Number - 000581N



CA H.K.DUA

Partner

Membership Number -080727



Almondz Wealth Advisors Limited
Balance Sheet as at 31 March 2015
(Amounts in Indian Rupees)

Particulars	Notes	As at 31 March 2015	As at 31 March 2014
Equity and Liabilities			
Shareholders' funds			
Share capital	2.1	5,00,000	5,00,000
Reserves and surplus	2.2	<u>16,21,620</u>	<u>9,78,257</u>
		21,21,620	14,78,257
Non Current Liabilities			
Long term provisions	2.3	19,640	14,305
Current liabilities			
Short-term borrowings	2.4	-	24,00,000
Trade payables	2.5	1,97,975	3,19,002
Other current liabilities	2.6	5,52,156	4,31,833
Short-term provisions	2.7	<u>46</u>	<u>32,958</u>
		7,50,177	31,83,793
		<u><u>28,91,437</u></u>	<u><u>46,76,355</u></u>
Assets			
Non Current Assets			
Fixed Assets	2.8	49,823	-
Deferred Tax Asset	2.9	<u>2,635</u>	-
		52,458	-
Current Assets			
Trade receivables	2.10	3,65,170	1,40,330
Cash and cash equivalents	2.11	4,92,674	24,66,898
Short-term loans and advances	2.12	19,81,135	15,02,594
Other Current Assets	2.13	<u>-</u>	<u>5,66,533</u>
		28,38,979	46,76,355
		<u><u>28,91,437</u></u>	<u><u>46,76,355</u></u>

Significant accounting policies and notes to financial statements 1 & 2

The notes referred to above form an integral part of the financial statements

As per our report of even date attached

For H.K. Dua & Company

Chartered Accountants

Firm registration No. 060581IN


CA H. K. DUA

Partner

Membership No. - 080727

Place : New Delhi

Date : 26-05-2015



For and on behalf of Board of Directors

Almondz Wealth Advisors Limited

Jagdeep Singh

Jagdeep Singh
Director

DIN : 00008348

Manoj Arora

Manoj Arora
Director

DIN : 06777177

Almondz Wealth Advisors Limited
Statement of Profit and Loss for the year ended 31 March 2015
(Amounts in Indian Rupees)


Particulars	Note	For the year ended	
		31 March 2015	31 March 2014
Income			
Revenue from operations	2.14	37,39,932	34,75,877
Other income	2.15	37,797	50,692
Total Income		37,77,729	35,26,569
Expenses			
Employee benefit expense	2.16	16,27,562	12,26,076
Finance cost	2.17	18,986	1,18,151
Depreciation and amortisation expenses	2.8	5,477	-
Other expenses	2.18	11,97,562	8,18,387
Total expenses		28,49,587	21,62,614
Profit before extraordinary, prior period items and taxes		9,28,142	13,63,955
Prior period expense		-	-
Profit before tax		9,28,142	13,63,955
Tax Expenses			
Current Tax		2,87,414	4,25,882
Deferred Tax		(2,635)	-
Profit for the year		6,43,363	9,38,073
Earnings per share (Rs.)			
Basic		12.87	18.76
Diluted		12.87	18.76
Significant accounting policies and notes to financial statements	1 & 2		

The notes referred to above form an integral part of the financial statements

As per our report of even date attached

For H.K. Dua & Company
Chartered Accountants
Firm registration No. 000581

CA H. K. DUA
Partner
Membership No. - 080727
Place : New Delhi
Date : 26-05-2015



For and on behalf of Board of Directors
Almondz Wealth Advisors Limited

Jagdeep Singh
Jagdeep Singh
Director
DIN : 00008348

Manoj Arora
Manoj Arora
Director
DIN : 06777177

Almondz Wealth Advisors Limited
Cash Flow Statement for the year ended 31 March 2015
(Amounts in Indian Rupees)

Particulars	For the year ended 31 March 2015	For the year ended 31 March 2014
CASH FLOW FROM OPERATING ACTIVITIES		
Net Profit before tax & extra-ordinary items	9,28,142	13,63,955
<u>Adjusted for :</u>		
Depreciation and amortisation expenses	5,477	-
Interest received on Fixed Deposit	(37,797)	(50,692)
OPERATING PROFIT BEFORE WORKING CAPITAL CHANGES	8,95,822	13,13,263
<u>Adjusted for :</u>		
(Increase)/Decrease in Trade Receivables	(2,24,840)	(1,40,330)
(Increase)/Decrease in loans and advances and other Current assets	87,992	(15,48,216)
Increase/(Decrease) in Current and non-current liabilities and Provisions	4,677	7,55,100
Cash flow before Extra Ordinary items	7,63,651	3,79,817
Taxes paid	(3,20,372)	(3,97,333)
Net cash generated from operating activities	A 4,43,279	(17,516)
CASH FLOW FROM INVESTING ACTIVITIES		
Purchase of fixed assets	(55,300)	-
Interest received	37,797	50,692
Net cash from / (used in) investing activities	B (17,503)	50,692
CASH FLOW FROM FINANCING ACTIVITIES		
Proceeds from issue of Share Capital	-	-
Proceeds/(repayment) from unsecured Short-term Borrowings	(24,00,000)	24,00,000
Net Cash from financing activities	C (24,00,000)	24,00,000
Net Cash inflows during the year (A+B+C)	(19,74,224)	24,33,176
Cash and cash equivalents (Opening Balance)	24,66,898	33,722
Cash and cash equivalents (Closing Balance)	4,92,674	24,66,898

For H.K. Dua & Company

Chartered Accountants

Firm registration No. 090581N

CA H.K. DUA

Partner

Membership No. - 080727

Place : New Delhi

Date : 26-05-2015



For and on behalf of Board of Directors
Almondz Wealth Advisors Limited

Jagdeep Singh

Jagdeep Singh

(Director)

DIN : 00008348

Manoj Arora

Manoj Arora

(Director)

DIN : 06777177

Almondz Wealth Advisors Limited

Significant Accounting Policies

i. Basis of Accounting & Convention

The financial statements are prepared under the historical cost convention, in accordance with the Indian Generally Accepted Accounting Principles (GAAP), to comply with the accounting standards specified u/s 133 of the Companies Act, 2013 read with Rule 7 of the Companies (Accounts) Rules, 2014, relevant pronouncements of the Institute of Chartered Accountants of India (ICAI) and the provisions of the Companies Act, 2013. Accounting policies have been consistently applied except where a newly issued accounting standard is initially adopted or a revision to an existing accounting standard requires a change in the accounting policy either to in use.

ii. Use of Estimates

The preparation of financial statements in conformity with GAAP requires management to make estimates and assumptions that affect the reported amounts of assets and liabilities, disclosure of contingent liabilities at the date of the financial statements and the reported amounts of revenues and expenses during the reporting period. Examples of such estimates include provision for assets and estimated useful life of fixed assets. Actual results could differ from these estimates. Adjustments as a result of differences between actual and estimates are made prospectively.

iii. Current/Non-current classification

All assets and liabilities are classified as current and non-current.

a. Assets

An asset is classified as current when it satisfies any of the following criteria:

- It is expected to be realized in, or is intended for sale or consumption in, the Company's normal operating cycle;
- It is held primarily for the purpose of being traded;
- It is expected to be realized within 12 months after the reporting date; or
- It is cash or cash equivalent unless it is restricted from being exchanged or used to settle a liability for at least 12 months after the reporting date.


Current assets include the current portion of non-current financial assets. All other assets are classified as non-current.

b. Liabilities

A liability is classified as current when it satisfied any of the following criteria.

- It is expected to be settled in the Company's normal operating cycle;
- It is held primarily for the purpose of being traded;
- It is due to be settled within 12 months after the reporting date; or
- The Company does not have an unconditional right to defer settlement of the liability for at least 12 months after the reporting date.

Current liabilities includes current portion of non-current financial liabilities. All other liabilities are classified as non-current.



Sagdeep Singh

Almondz

Almondz Wealth Advisors Limited Significant Accounting Policies

iv. Revenue Recognition

Brokerage and Commission

Income from Brokerage and Commission is accounted for on accrual basis for services rendered.

Interest:

Revenue is recognized on time proportion basis taking into account the amount outstanding and the revenue can be reliably measured.

Dividend:

Revenue is recognized when the company's right to receive payment is established by the balance sheet date.

v. Expenditure

Expenses are recognized on accrual basis and provisions are made for all known losses and liabilities.

vi. Interest expense

Interest on borrowings is recognized on a time proportion basis taking into account the amount outstanding and the rate applicable on the borrowings.

vii. Employee benefits

The Company's obligations towards various employee benefits have been recognized as follows:

(a) Short term benefits

All employee benefits payable/available within twelve months of rendering the service are classified as short-term employee benefits. Benefits such as salaries, wages and bonus etc., are recognized in the Statement of Profit and Loss in the period in which the employee renders the related service.


(b) Gratuity (Defined benefit plan)

Gratuity is defined benefit plan. The present value of obligations under such defined benefit plan is determined based on actuarial valuation carried out by an independent actuary using the Projected Unit Credit Method, which recognizes each period of service as giving rise to additional unit of employee benefit entitlement and measure each unit separately to build up the final obligation.

The obligation is measured at the present value of estimated future cash flows. The discount rates used for determining the present value of obligation under defined benefit plans, is based on the market yields on Government securities as at the balance sheet date, having maturity periods approximating to the terms of related obligations. Actuarial gains and losses are recognized immediately in the Statement of Profit and Loss.

(c) Compensated absences (Other long-term benefits)

The Company provides for leave encashment based on actuarial valuation using projected unit credit method in respect of past service. In respect of compensated absences arising during the tenure of service, the defined benefit obligation is calculated taking into account the pattern of an ailment of leave. In respect of encashment of leave, the defined benefit is calculated taking into account all types of decrements and qualifying salary projected up to the assumed date of encashment. The valuation of leave encashment benefit is done as at the balance sheet date by an independent actuary. Actuarial gains and losses are recognized immediately in the Statement of Profit and Loss.



Jagdeep Singh

Udhan

Almondz Wealth Advisors Limited Significant Accounting Policies

viii. Fixed assets

a. Tangible assets

Tangible assets are stated at the cost of acquisition or construction, less accumulated depreciation and impairment losses. Cost comprises the purchase price and any attributable costs of bringing the assets to their working condition for intended use. Borrowing costs directly attributable to acquisition or construction of fixed assets, which necessarily take a substantial period of time to be ready for their intended use are capitalised as part of the cost of such assets to the extent they relate to the period till such assets are ready to be put to use.

Depreciation on tangible assets

In respect of tangible assets acquired during the year, , depreciation is charged on Straight Line Basis so as to write off cost of assets over useful lives and for assets acquired prior to April 1, 2014, the carrying amount as on 1st April 2014 is depreciated over remaining useful life. The useful life of assets is taken as prescribed in Schedule II to the Companies Act, 2013.

b. Intangible assets and its amortisation

Intangible assets are recorded at cost and are amortised over the period the Company expects to derive economic benefits from their use.

ix. Impairment


The carrying amounts of assets are reviewed at each balance sheet date to determine whether there is any indication of impairment. If any such indication exists, the recoverable amount of the asset is estimated. For assets that are not yet available for use, the recoverable is estimated at each balance sheet date. An impairment loss is recognised whenever the carrying amount of an asset or cash generating unit exceeds its recoverable amount. Impairment losses are recognised in the Statement of Profit and Loss. An impairment loss is reversed if there has been a change in the estimates used to determine the recoverable amount. An impairment loss is reversed only to the extent that the asset's carrying amount does not exceed the carrying amount that would have been determined net of depreciation or amortisation, if no impairment loss had been recognised.

x. Investments

Investments are classified into long-term investments and current investments based on intent of the management at the time of making the investment. Investment intended to be held for more than one year from the date such investments are made are classified as long-term investments. All long-term investments are classified as non-current investments in the Balance Sheet. The portions of long-term investments which are expected to be realized within twelve months from the Balance Sheet date are classified as current investments. Current investments are valued at lower of cost and market value, computed category-wise e.g. quoted shares, unquoted shares, government securities and non-government securities/bonds. The diminution in current investments is charged to the Statement of Profit and Loss and appreciation, if any, is recognized at the time of sale.

xi. Foreign currency transactions

Transactions in foreign currency are recorded at the exchange rates prevailing on the date of the transaction. Exchange differences arising on settlement of foreign currency transactions are recognised in the Statement of Profit and Loss. Monetary assets and liabilities denominated in foreign currency are translated at year-end rates and resultant gains/losses on foreign exchange translations other than in relation to acquisition of fixed assets and long term foreign currency monetary liabilities are recognised in the Statement of Profit and Loss.



Sagdeep Singh

Manoj

Almondz Wealth Advisors Limited Significant Accounting Policies

xii. Current and deferred tax

Income-tax expense comprises current tax and deferred tax. Current tax expense is the amount of tax for the period determined in accordance with the income-tax law and deferred tax charge or credit reflects the tax effects of timing differences between accounting income and taxable income for the period. The deferred tax charge or credit and the corresponding deferred tax liabilities or assets are recognised using the tax rates that have been enacted or substantively enacted by the balance sheet date. Deferred tax assets are recognised only to the extent there is reasonable certainty that the assets can be realised in future; however, where there is unabsorbed depreciation or carried forward loss under taxation laws, deferred tax assets are recognised only if there is a virtual certainty of realisation of such assets. Deferred tax assets are reviewed at each balance sheet date and written down or written-up to reflect the amount that is reasonably/virtually certain (as the case may be) to be realised.

xiii. Provisions, contingent liabilities and contingent assets

A provision is created when there is a present obligation as a result of a past event that probably requires an outflow of resources and a reliable estimate can be made of the amount of the obligation. A disclosure for a contingent liability is made when there is a possible obligation or a present obligation that may, but probably will not, require an outflow of resources. When there is a possible obligation or a present obligation in respect of which the likelihood of outflow of resources is remote, no provision or disclosure is made.

The Company does not recognise assets which are of contingent nature until there is virtual certainty of realizability of such assets. However, if it has become virtually certain that an inflow of economic benefits will arise, asset and related income is recognised in the financial statements of the period in which the change occurs.

xiv. Earnings per share

Basic earnings per share is computed using the weighted average number of equity shares outstanding during the year. Diluted earnings per share is computed using the weighted average number of equity and dilutive potential shares outstanding during the year, except where the results would be anti-dilutive.

xv. Operating leases


Lease payments under operating lease are recognised as an expense on a straight line basis over the lease term.

xvi. Cash and Cash Equivalents

Cash and cash equivalents include cash in hand, demand deposits with banks, other short-term highly liquid investments with original maturities of three months or less.

Sandeep Singh

Almondz



Almondz Wealth Advisors Limited
Notes to the financial statements for the year ended 31 March 2015
(Amounts in Indian Rupees)

2.1 : Share Capital

	As at 31 March 2015		As at 31 March 2014	
	Number of Shares	Amount	Number of Shares	Amount
Authorised				
Equity shares of Rs.10/- each	1,00,000	10,00,000	1,00,000	10,00,000
100,000 Equity Shares	<u>1,00,000</u>	<u>10,00,000</u>	<u>1,00,000</u>	<u>10,00,000</u>
Issued, subscribed and paid-up				
Equity shares of Rs.10/- each	50,000	5,00,000	50,000	5,00,000
50,000 Equity Shares fully paid up	<u>50,000</u>	<u>5,00,000</u>	<u>50,000</u>	<u>5,00,000</u>
Total	<u>50,000</u>	<u>5,00,000</u>	<u>50,000</u>	<u>5,00,000</u>

**Note 2.1 (a) Shares held by ultimate holding company/
holding company and their subsidiaries/ associates**

Equity shares of Rs.10/- each fully paid held by Holding Company (Almondz Global Securities Limited)	<u>50,000</u>	<u>5,00,000</u>	<u>50,000</u>	<u>5,00,000</u>
---	---------------	-----------------	---------------	-----------------

**Note 2.1 (b) Details of shareholders holding more than 5%
shares of the Company**

	Number of Shares	% holding in the class	Number of Shares	% holding in the class
Equity shares of Rs.10/- each fully paid held by Holding Company (Almondz Global Securities Limited)	<u>50,000</u>	<u>100%</u>	<u>50,000</u>	<u>100%</u>

**Note 2.1 (c) The Reconciliation of the number of shares outstanding and the amount of share capital as at March 31, 2015
and March 31 2014 is set out below:**

Particulars	As at March 31, 2015		As at March 31, 2014	
	Number of Shares	Amount	Number of Shares	Amount
At the beginning of the year	50,000	5,00,000	50,000	5,00,000
Add: Issued during the year	-	-	-	-
Number of Shares at the end of the year	<u>50,000</u>	<u>5,00,000</u>	<u>50,000</u>	<u>5,00,000</u>

Note 2.1 (d) Each holder of equity shares is entitled to one vote per share with a right to receive per share dividend declared by the Company. In the event of liquidation, the equity shareholders are entitled to receive remaining assets of the Company in the proportion of equity shares held by the shareholders.

Note 2.1 (e) During the period ended 31 March 2015, the Company has recorded per share dividend of Rs. Nil (previous year: Nil) to equity shareholders.


Note 2.1 (f) As on 31.03.2015 NIL Shares were reserved for issuance towards employee stock options, Share warrants, and for convertible Securities.

Note 2.1 (g) No shares has been issued other than cash during the year.

Note 2.1 (h) Aggregate number and class of shares allotted as fully paid up pursuant to contract(s) without payment being received in cash, bonus shares and shares bought back for the period of 5 years immediately preceding the Balance Sheet date

- No share has been issued without payment being received in cash in preceding 5 years.
- No share has been bonus issued in preceding 5 years.
- No share has been bought back in preceding 5 years.

Note 2.1 (i) Calls unpaid from directors and officers are nil.



Uthra


Jagdeep Singh

Almondz Wealth Advisors Limited

Notes to the financial statements for the year ended 31 March 2015

(Amounts in Indian Rupees)

Particulars	As at	
	31 March 2015	31 March 2014
2.2 Reserve and surplus		
Surplus in the Statement of Profit and Loss		
At the beginning of year	9,78,257	40,184
Add : Profit/ (loss) for the year	6,43,363	9,38,073
Balance at the end of the year	16,21,620	9,78,257
2.3 Long term provisions		
Provision for retirement benefits	19,640	14,305
	19,640	14,305
2.4 Short-term borrowings		
Unsecured		
Loans repayable on demand		
From holding company*	-	24,00,000
	-	24,00,000
*Terms of Loan		
It is repayable on demand. Interest Rate is 15% p.a.		
2.5 Trade payables		
Trade payables	1,97,975	3,19,002
	1,97,975	3,19,002
2.6 Other current liabilities		
Interest accrued but not due on borrowings	-	1,06,336
Statutory dues payable	53,815	50,719
Expenses payable	29,495	29,000
Payable to holding company	800	-
Payable to Employees	4,68,046	2,45,778
	5,52,156	4,31,833
2.7 Short-term provisions		
Provision for Income-Tax (Net of tax deducted at source)	-	32,958
Provision for retirement benefits	46	-
	46	32,958



Almondz
Jagdeep Singh

Almondz Wealth Advisors Limited

Notes to the financial statements


(Amounts in Indian Rupees)

Note- 2.8 Tangible assets

Cost	As at 1 April 2013	Additions	As at 31 March 2014	Additions	Deletions	As at 31 March 2015
Computers and peripherals	-	-	-	55,300	-	55,300
Total	-	-	-	55,300	-	55,300

Depreciation	As at 1 April 2013	Additions	As at 31 March 2014	Additions	Deletions	As at 31 March 2015
Computers and peripherals	-	-	-	5,477	-	5,477
Total	-	-	-	5,477	-	5,477

Carrying amounts	As at 31 March 2014	As at 31 March 2015
Computers and peripherals	-	49,823
Total	-	49,823


*Neelam**Sandeep Singh*

Almondz Wealth Advisors Limited

Notes to the financial statements for the year ended 31 March 2015

(Amounts in Indian Rupees)

Particulars	As at	
	31 March 2015	31 March 2014
2.9 Deferred Tax Asset (Net)		
Related to Fixed Asset	(3,434)	-
Related to Retirement Benefits	6,069	-
	<u>2,635</u>	<u>-</u>
2.10 Trade receivables		
Unsecured, considered good		
Other debts	3,65,170	1,40,330
	<u>3,65,170</u>	<u>1,40,330</u>
2.11 Cash and cash equivalents		
Cash in hand	19,755	18,562
Balances with banks in current accounts	4,72,919	24,48,336
	<u>4,92,674</u>	<u>24,66,898</u>
2.12 Short-term loans and advances		
Security Deposit	15,00,000	15,00,000
Prepaid expenses	3,95,260	-
Tax deducted at source (Net of provision of Rs.2,87,414/-)	79,389	-
Balance with revenue authorities	3,243	2,594
Other recoverables	3,243	-
	<u>19,81,135</u>	<u>15,02,594</u>
2.13 Other Current Assets		
Bank deposits with maturity of more than 3 months	-	4,54,397
Interest accrued on fixed deposits	-	1,12,136
	<u>-</u>	<u>5,66,533</u>



Handwritten signature


Jaydeep Singh

Almondz Wealth Advisors Limited

Notes to the financial statements for the year ended 31 March 2015

(Amounts in Indian Rupees)

	For the year ended	
	31 March 2015	31 March 2014
2.14 Revenue from operations		
Brokerage and Commission received	37,39,932	34,75,877
	<u>37,39,932</u>	<u>34,75,877</u>
2.15 Other Income		
Interest on Fixed Deposit with Bank	37,797	50,692
	<u>37,797</u>	<u>50,692</u>
2.16 Employee benefit expense		
Salary, wages and bonus	15,36,954	12,11,771
Contribution to provident and other funds	4,530	-
Gratuity and Leave encashment	5,381	14,305
Staff welfare expense	80,697	-
	<u>16,27,562</u>	<u>12,26,076</u>
2.17 Finance cost		
Interest expense	18,986	1,18,151
	<u>18,986</u>	<u>1,18,151</u>
2.18 Other expenses		
Brokerage, commission and incentive	10,54,425	6,95,447
Travelling and conveyance	682	11,520
Business Promotion	14,800	44,000
Communication	3,754	1,554
Payment to Auditors	25,000	28,118
Printing and stationery	35,404	6,858
Duties, rates and taxes	4,607	4,877
Professional and legal charges	43,040	25,185
Bank charges	2,257	827
Interest on deposit of government dues	7,734	-
Miscellaneous expenses	5,859	1
	<u>11,97,562</u>	<u>8,18,387</u>



Sandeep Singh

Almondz

Almondz Wealth Advisors Limited
Notes to the financial statements for the year ended 31 March 2015
(Amounts in Indian Rupees)

2.19 Contingent Liabilities

	FY 2014-15	FY 2013-14
Contingent Liabilities	Nil	Nil

2.20 Expenditure Incurred on Employees

In respect of those who were in receipt of remuneration of Rs.60,00,000/- per year or more or Rs. 5,00,000/- per month or more is NIL .

2.21 There are no claims against the company, which have not been acknowledge as debts.


2.22 All known liabilities have been provided for and there are no disputed liabilities as confirmed by the Directors.

2.23 In the opinion of Directors, current assets and loans and advances have a value on realisation in the ordinary

2.24 The Company has not received information from vendors regarding their status under the Micro, Small and Medium Enterprises Development Act, 2006 and hence disclosures relating to amounts unpaid as at the year end together with interest paid / payable under this Act have not been given.

2.25 Earning per share is computed in accordance with the mandatory requirement of Accounting Standard AS-20

Particulars	Amount (Rs.)	Amount (Rs.)
	(2014-15)	(2013-14)
a) Net Profit after tax available for Equity Shareholders	6,43,363	9,38,073
b) Weighted average no. of Equity Shares for Basic EPS (Nos.)	50,000	50,000
c) Weighted average no. of Equity Shares for Diluted EPS (Nos.)	50,000	50,000
d) Basic earning per share (Rs.)	12.87	18.76
e) Diluted earning per share (Rs.)	12.87	18.76



Sydeep Singh

Udhan

2.26 Related Party Disclosure

Only in respect of the transactions entered into by the company with the related parties.

(i) Name of related parties & description of relationship:

(a) Holding Company

(i) M/s Almondz Global Securities Limited

(b) Key Management Personnel


(i) Mr. Jagdeep Singh

(ii) Mr. Govind Prasad Agrawal

(iii) Mr. Manoj Arora

(ii) Transactions during the year with related parties

S. No.	Particulars	Holding Company	Key Management Personnel & Relatives	Total
1	Short Term Borrowings			
	Balance as on 01.04.2014	24,00,000	NIL	NIL
	Received During the year	1,00,000	NIL	NIL
	Repaid during the year	25,00,000	NIL	NIL
	Closing Balance as on 31.03.2015	NIL	NIL	NIL
2	Expenses			
	Interest on Loan	18,986	NIL	NIL
3	Amount Received for expenses			
	Balance as on 01.04.2014	NIL	NIL	NIL
	Expense incurred during the year	800	NIL	NIL
	Paid during the year	NIL	NIL	NIL
	Closing Balance as on 31.03.2015	800	NIL	NIL



Jagdeep Singh

Manoj Arora

2.27 Payment to Auditors

Particulars	Amount (Rs.)	Amount (Rs.)
	(2014-15)	(2013-14)
Statutory Audit Fees	25,000	25,618
In other capacity	-	2,500
Total	25,000	28,118

2.28

Details of Expenses/payments and income in foreign currency:-	2014-15	2013-14
a) C.I.F. value of Imports	Nil	Nil
b) Expenditure in Foreign Currency	Nil	Nil
c) Remittances in Foreign Currency	Nil	Nil
d) Earning in foreign currency	Nil	Nil

2.29 Previous year figures has been regrouped/reclassified as per current year.

As per our report of even date attached

For H.K. Dua & Company

Chartered Accountants

Firm registration No. 000581N

NEW DELHI


CA H. K. DUA

Partner

Membership No. - 080727

Place : New Delhi

Date : 26-05-2015



For and on behalf of Board of Directors

Almondz Wealth Advisors Limited

Jagdeep Singh

Jagdeep Singh

Director

DIN : 00008348

Manoj Arora

Manoj Arora

Director

DIN : 06777177