

Format of holding of Specified Securities

1. **Name of Entity:** Almondz Global Securities Ltd

2. **Scip Code:** 531400

3. Shareholding Pattern filed under: Reg 31 (1) (b)

If under 31 (1) (b) then indicate the report for the Quarter Ended : 30.06.2017


If under 31 (1)(c) then indicate date of allotment/extinguishment-N.A.

4. **Declaration:** The Listed Entity is required to submit the following declaration to the extent of submission of information:

| SR No. | Particulars | Yes* | No* |
|--------|--|------|-----|
| 1 | Whether the Listed Entity has issued any partly paid up shares? | | No |
| 2 | Whether the Listed Entity has issued any Convertible Securities or Warrants? | Yes | |
| 3 | Whether the Listed Entity has any shares against which depository receipts are issued? | | No |
| 4 | Whether the Listed Entity has any shares in Lock-in? | | No |
| 5 | Whether any shares held by promoters are pledge or otherwise encumbered? | | No |


* If the Listed Entity selects the option 'No' for the questions above, the columns for the partly paid-up shares, Outstanding convertible Securities/Warrants, depository receipts, locked-in shares pledged or otherwise encumbered by promoters, as applicable, shall not be displayed at the time of dissemination on the Stock Exchange website. Also wherever there is 'No' declared by Listed Entity in above table the values will be considered as Zero' by default on submission of the format of holding of specified securities.

6. The tabular format for disclosure of holding of specified securities is as follows:-



ALMONDZ GLOBAL SECURITIES LTD. FACE VALUE RS. 6.00
 SHAREHOLDING PATTERN AS ON 30/06/2017
 Table - I Summary Statement holding of specified securities


| Category (I) | Category of Shareholder (II) | No of Shareholders (III) | No. of fully paid Equity Share Held (IV) | No. Of Partly Paid Equity Shares Held (V) | No. Of shares underlying Depository Receipts (VI) | Total Nos. Shares Held (VII) = IV+V+VI | Shareholding as a % of total no of Shares (calculated as per SCRR 1957) (VIII) as a % of (A+B+C2) | No of Voting Rights held in each class of securities (IX) | | | No of shares underlying convertible securities (including warrants) (X) | Shareholding as a % assuming full conversions of convertible securities as a % of diluted equity capital (XI) = VII+X as a % of (A+B+C2) | No. of Locked in Shares (XII) | | No of Shares pledged or otherwise encumbered (XIII) | No of Equity Shares Held in Dematerialized form (XIV) |
|--------------|--------------------------------|--------------------------|--|---|---|--|---|---|---------|----------|---|--|-------------------------------|---------|---|---|
| | | | | | | | | Class X | Class Y | Total | | | Total as a % of (A+B+C) | No. (a) | | |
| (A) | Promoter & Promoter Group | 4 | 14915549 | 0 | 0 | 14915549 | 57.6224 | 14915549 | 0 | 57.2391 | 0 | 0.0000 | 0 | 0.0000 | 14915549 | |
| (B) | Public | 5718 | 10969418 | 0 | 0 | 10969418 | 42.3776 | 10969418 | 173335 | 42.7609 | 0 | 0.0000 | 39942 | 0.3641 | 10978939 | |
| (C) | Non Promoter - Non Public | 0 | 0 | 0 | 0 | 0 | 0.0000 | 0 | 0 | 0.0000 | 0 | 0.0000 | 0 | 0.0000 | 0 | |
| (C1) | Shares Underlying DRs | 0 | 0 | 0 | 0 | 0 | 0.0000 | 0 | 0 | 0.0000 | 0 | 0.0000 | 0 | 0.0000 | 0 | |
| (C2) | Share Held By Employees Trusts | 0 | 0 | 0 | 0 | 0 | 0.0000 | 0 | 0 | 0.0000 | 0 | 0.0000 | 0 | 0.0000 | 0 | |
| | Total | 0 | 0 | 0 | 0 | 0 | 0.0000 | 0 | 0 | 0.0000 | 0 | 0.0000 | 0 | 0.0000 | 0 | |
| | Total A+B+C1+C2 | 5722 | 25884967 | 0 | 0 | 25884967 | 100.0000 | 25884967 | 173335 | 100.0000 | 0 | 0.0000 | 39942 | 0.1543 | 25494488 | |



ALMONDZ GLOBAL SECURITIES LTD. - FACE VALUE RS. 6.00
 SHAREHOLDING PATTERN AS ON 31/06/2017
 Table - II Statement showing shareholding pattern of the Promoter and Promer Group

| S.No. | Category & Name of the Shareholder (i) | PAN (ii) | No of Shareholders (iii) | No. of fully paid Equity Share Held (iv) | No. Of Party Paid Equity Shares Held (v) | No. Of shares underlying Depository Receipts (vi) | Total Nos. Shares Held (vii) = IV+V+VI | Shareholding as a % of total no of shares (calculated as per SCRR 1957) (viii) as a % of (A+B+C2) | No of Voting Rights held in each class of securities (ix) | | | No of shares underlying convertible securities (including warrants) (x) | Shareholding as a % assuming full conversions of convertible securities (as a % of capital) (XI)=VII+X as a % of (A+B+C2) | No. of Locked in Shares (xii) | | No of Shares pledged or otherwise encumbered (xiii) | No of Equity Shares Held in Dematerialized form (xiv) |
|-------|---|------------|--------------------------|--|--|---|--|---|---|---------|----------|---|---|-------------------------------|---------------------------------|---|---|
| | | | | | | | | | Class X | Class Y | Total | | | No. (a) | As a % of total shares held (b) | | |
| (1) | Indian | | | | | | | | | | | | | | | | |
| (a) | Individual: | | 2 | 910715 | 0 | 0 | 910715 | 3.5183 | 9127.5 | 0 | 910715 | 3.5183 | 0 | 0 | 0 | 0 | 910715 |
| | Gurpreet N S Sobti* | ABIP59400L | | 50000 | 0 | 0 | 50000 | 0.1932 | 52000 | 0 | 50000 | 0.1932 | 0 | 0 | 0 | 0 | 50000 |
| | Navjeet Singh Sobti | AAVPS3411R | | 860715 | 0 | 0 | 860715 | 3.3252 | 8627.5 | 0 | 860715 | 3.3252 | 0 | 0 | 0 | 0 | 860715 |
| (b) | Huf | | 0 | 0 | 0 | 0 | 0 | 0.0000 | 0 | 0 | 0 | 0.0000 | 0 | 0 | 0 | 0 | 0 |
| (c) | Central Govt./state Govt/ President Of India | | 0 | 0 | 0 | 0 | 0 | 0.0000 | 0 | 0 | 0 | 0.0000 | 0 | 0 | 0 | 0 | 0 |
| (d) | Financial Inst/banks | | 0 | 0 | 0 | 0 | 0 | 0.0000 | 0 | 0 | 0 | 0.0000 | 0 | 0 | 0 | 0 | 0 |
| (e) | Any other | | 0 | 0 | 0 | 0 | 0 | 0.0000 | 0 | 0 | 0 | 0.0000 | 0 | 0 | 0 | 0 | 0 |
| | Other - Body Corporate | | 2 | 14004834 | 0 | 0 | 14004834 | 54.1041 | 140248.4 | 0 | 14004834 | 54.1041 | 0 | 0 | 0 | 0 | 14004834 |
| | Avonmore Capital & Management Services Ltd | AA8CA0478N | | 13919744 | 0 | 0 | 13919744 | 53.7754 | 139137.4 | 0 | 13919744 | 53.7754 | 0 | 0 | 0 | 0 | 13919744 |
| | Innovative Money Matters Pvt Ltd | AAACI2156A | | 85090 | 0 | 0 | 85090 | 0.3287 | 8505.0 | 0 | 85090 | 0.3287 | 0 | 0 | 0 | 0 | 85090 |
| | Sub - Total: | | 4 | 14915549 | 0 | 0 | 14915549 | 57.6224 | 149155.4 | 0 | 14915549 | 57.6224 | 0 | 0 | 0 | 0 | 14915549 |
| (2) | Foreign | | | | | | | | | | | | | | | | |
| (a) | Individual(int/ Foreign Individual) | | 0 | 0 | 0 | 0 | 0 | 0.0000 | 0 | 0 | 0 | 0.0000 | 0 | 0 | 0 | 0 | 0 |
| (b) | Government | | 0 | 0 | 0 | 0 | 0 | 0.0000 | 0 | 0 | 0 | 0.0000 | 0 | 0 | 0 | 0 | 0 |
| (c) | Institutions | | 0 | 0 | 0 | 0 | 0 | 0.0000 | 0 | 0 | 0 | 0.0000 | 0 | 0 | 0 | 0 | 0 |
| (d) | Foreign Portfolio Investors | | 0 | 0 | 0 | 0 | 0 | 0.0000 | 0 | 0 | 0 | 0.0000 | 0 | 0 | 0 | 0 | 0 |
| (e) | Any Other | | 0 | 0 | 0 | 0 | 0 | 0.0000 | 0 | 0 | 0 | 0.0000 | 0 | 0 | 0 | 0 | 0 |
| | Sub - Total | | 0 | 0 | 0 | 0 | 0 | 0.0000 | 0 | 0 | 0 | 0.0000 | 0 | 0 | 0 | 0 | 0 |
| | Total Shareholding of Promoter and Promoter Group | | 4 | 14915549 | 0 | 0 | 14915549 | 57.6224 | 149155.4 | 0 | 14915549 | 57.6224 | 0 | 0 | 0 | 0 | 14915549 |

*Gurpreet N. S. Sobti who holds 50000 equity shares of the Company is not promoter. Since she is wife of the Promoter, therefore included in the Promoter Group




ALMONDZ GLOBAL SECURITIES LTD. FACE VALUE RS. 5.00
SHAREHOLDING PATTERN AS ON 30/06/2017

Table - III Statement showing shareholding pattern of the Public shareholding

| S.No. | Category & Name of the Shareholder (I) | PAN (II) | No of Shareholders (III) | No. of fully paid Share Held (IV) | No. Of Partly Paid Equity Shares Held (V) | No. Of shares underlying Depository Receipts (VI) | Total Nos. Shares Held IV+V+VI (VII) | No of Voting Rights held in each class of securities (IX) | | | No of shares underlying convertible securities (including warrants) (X) | Shareholding as a % assuming full conversions of convertible securities (as a % of diluted equity capital) (XI)=VII+X as a % of (A+B+C2) | No. of Locked in Shares (XII) | | No of Shares pledged or otherwise encumbered (XIII) | No of Equity Shares Held in Dematerialized form (XIV) |
|-------|---|------------|--------------------------|-----------------------------------|---|---|--------------------------------------|---|---------|-------------------------|---|--|-------------------------------|---------------------------------|---|---|
| | | | | | | | | Class X | Class Y | Total as a % of (A+B+C) | | | No. (a) | As a % of total shares held (b) | | |
| (1) | Institutions | | | | | | | | | | | | | | | |
| (a) | Mutual Funds | | 2 | 4500 | 0 | 0 | 4500 | 0.0174 | 0 | 4500 | 0.0174 | 0 | 0.0000 | 0 | 0.0000 | 0 |
| (b) | Venture Capital Funds | | 0 | 0 | 0 | 0 | 0 | 0.0000 | 0 | 0 | 0.0000 | 0 | 0.0000 | 0 | 0.0000 | 0 |
| (c) | Alternate Investment Funds | | 0 | 0 | 0 | 0 | 0 | 0.0000 | 0 | 0 | 0.0000 | 0 | 0.0000 | 0 | 0.0000 | 0 |
| (d) | Foreign Venture Capital Investors | | 0 | 0 | 0 | 0 | 0 | 0.0000 | 0 | 0 | 0.0000 | 0 | 0.0000 | 0 | 0.0000 | 0 |
| (e) | Foreign Portfolio Investors | | 0 | 0 | 0 | 0 | 0 | 0.0000 | 0 | 0 | 0.0000 | 0 | 0.0000 | 0 | 0.0000 | 0 |
| (f) | Financial Inst/banks | | 0 | 0 | 0 | 0 | 0 | 0.0000 | 0 | 0 | 0.0000 | 0 | 0.0000 | 0 | 0.0000 | 0 |
| (g) | Insurance Companies | | 0 | 0 | 0 | 0 | 0 | 0.0000 | 0 | 0 | 0.0000 | 0 | 0.0000 | 0 | 0.0000 | 0 |
| (h) | Provident Funds/ Pension Fund | | 0 | 0 | 0 | 0 | 0 | 0.0000 | 0 | 0 | 0.0000 | 0 | 0.0000 | 0 | 0.0000 | 0 |
| (i) | Any other | | | | | | | | | | | | | | | |
| | Sub-total (B)(1) | | 2 | 4500 | 0 | 0 | 4500 | 0.0174 | 0 | 4500 | 0.0174 | 0 | 0.0000 | 0 | 0.0000 | 0 |
| (2) | Central Govt./State Govt/ President Of India | | 0 | 0 | 0 | 0 | 0 | 0.0000 | 0 | 0 | 0.0000 | 0 | 0.0000 | 0 | 0.0000 | 0 |
| | Sub-total (B)(2) | | 0 | 0 | 0 | 0 | 0 | 0.0000 | 0 | 0 | 0.0000 | 0 | 0.0000 | 0 | 0.0000 | 0 |
| (3) | Non-institutions | | | | | | | | | | | | | | | |
| (a) | (i) Individual-Holding Nom. Val. upto Rs.2 lakhs | | 5336 | 2674995 | 0 | 0 | 2674995 | 10.3342 | 0 | 2674995 | 10.3342 | 0 | 0.0000 | 0 | 0.0000 | 0 |
| | (ii) Individual-Holding Nom. Val. greater than Rs.2 lakhs | | 21 | 3788534 | 0 | 0 | 3788534 | 14.6553 | 0 | 3788534 | 14.6553 | 0 | 0.0000 | 0 | 0.0000 | 0 |
| | Sub-total (B)(3) | | | | | | | | | | | | | | | |
| | B. L. Mahajan | AOSP7286E | | 274363 | 0 | 0 | 274363 | 1.0599 | 0 | 274363 | 1.0599 | 0 | 0.0000 | 0 | 0.0000 | 0 |
| | Banarsi Lal Mahajan | AOSP7286E | | 5 | 0 | 0 | 5 | 0.0000 | 0 | 5 | 0.0000 | 0 | 0.0000 | 0 | 0.0000 | 5 |
| | Banarsi Lal Mahajan | AOSP7286E | | 6207 | 0 | 0 | 6207 | 0.0240 | 0 | 6207 | 0.0240 | 0 | 0.0000 | 0 | 0.0000 | 6207 |
| | Dilipkumar Lakhi | AABPL9618G | | 1170117 | 0 | 0 | 1170117 | 4.5205 | 0 | 1170117 | 4.5205 | 0 | 0.0000 | 0 | 0.0000 | 1170117 |
| | Jagdeep Singh | AXKPS8228D | | 292500 | 0 | 0 | 292500 | 1.1300 | 0 | 292500 | 1.1300 | 0 | 0.0000 | 0 | 0.0000 | 292500 |
| | Ramila Anant Sanghvi | ABGPS083A | | 359536 | 0 | 0 | 359536 | 1.3890 | 0 | 359536 | 1.3890 | 0 | 0.0000 | 0 | 0.0000 | 359536 |
| (b) | NBFC Registered With RBI | | 0 | 0 | 0 | 0 | 0 | 0.0000 | 0 | 0 | 0.0000 | 0 | 0.0000 | 0 | 0.0000 | 0 |
| (c) | Employees Trust | | 0 | 0 | 0 | 0 | 0 | 0.0000 | 0 | 0 | 0.0000 | 0 | 0.0000 | 0 | 0.0000 | 0 |
| (d) | Overseas Depository Holding DRs | | 0 | 0 | 0 | 0 | 0 | 0.0000 | 0 | 0 | 0.0000 | 0 | 0.0000 | 0 | 0.0000 | 0 |
| (e) | Any Other | | | | | | | | | | | | | | | |
| | Other - Body Corp | | 152 | 600174 | 0 | 0 | 600174 | 1.8553 | 0 | 600174 | 1.8553 | 0 | 0.0000 | 36400 | 5.98573 | 598573 |
| | Other - Foreign Body Corp | | 1 | 3091500 | 0 | 0 | 3091500 | 11.9432 | 0 | 3091500 | 11.9432 | 0 | 0.0000 | 0 | 0.0000 | 3091500 |
| | AI Anwar Holdings Saog. | AAGA7436F | | 3091500 | 0 | 0 | 3091500 | 11.9432 | 0 | 3091500 | 11.9432 | 0 | 0.0000 | 0 | 0.0000 | 3091500 |
| | Other - Clearing Member | | 39 | 30753 | 0 | 0 | 30753 | 0.2193 | 0 | 30753 | 0.2193 | 0 | 0.0000 | 0 | 0.0000 | 30753 |
| | Other - N R I - NON - REPATRIABLE | | 15 | 224888 | 0 | 0 | 224888 | 0.8495 | 0 | 224888 | 0.8495 | 0 | 0.0000 | 0 | 0.0000 | 224888 |
| | Other - N R I - REPATRIABLE | | 39 | 157404 | 0 | 0 | 157404 | 0.6123 | 0 | 157404 | 0.6123 | 0 | 0.0000 | 0 | 0.0000 | 157404 |
| | Other - Individual/HUF | | 113 | 396670 | 0 | 0 | 396670 | 1.5144 | 0 | 396670 | 1.5144 | 0 | 0.0000 | 0 | 0.0000 | 396670 |
| | Sub-total (B)(3) | | 5716 | 10964918 | 0 | 0 | 10964918 | 42.3602 | 0 | 10964918 | 42.3602 | 0 | 0.0000 | 39942 | 0.3643 | 10578939 |
| | Total Public Shareholding | | 5718 | 10969418 | 0 | 0 | 10969418 | 42.3776 | 0 | 10969418 | 42.3776 | 0 | 0.0000 | 39942 | 0.3641 | 10578939 |

The Convertible Securities are ESOP. As on date outstanding ESOP is 173335

26058302



ALMONDZ GLOBAL SECURITIES LTD. FACE VALUE RS. 6.00
SHAREHOLDING PATTERN AS ON 30/06/2017

Table - IV Statement showing shareholding pattern of the Non Promoter - Non Public shareholder.

| S.No. | Category & Name of the Shareholder (I) | PAN (II) | No of Shareholders (II) | No. of fully paid Equity Share Held (IV) | No. Of Partly Paid Equity Shares Held (V) | No. Of shares underlying Depository Receipts (VI) | Total Nos. Shares Held (VII) = IV+V+VI | Shareholding % as of total Shares (VIII) as a % of (A+B+C2) | | | No of Voting Rights held in each class of securities (IX) | | | No of shares underlying convertible securities (including warrants) (X) | Shareholding as a % assuming full conversions of convertible securities (as a % of diluted equity capital) (XI)=VII+X as a % of (A+B+C2) | No. of Locked in Shares (XII) | | No of Shares pledged or otherwise encumbered (XIII) | | No of Equity Shares Held in Dematerialized form (XIV) | |
|-------|--|----------|-------------------------|--|---|---|--|---|---------|-------|---|---------|---------------------------------|---|--|-------------------------------|---------------------------------|---|--|---|--|
| | | | | | | | | Class X | Class Y | Total | Total as a % of (A+B+C) | No. (a) | As a % of total shares held (b) | | | No. (a) | As a % of total shares held (b) | | | | |
| (1) | Custodian/DR Holder | | | | | | | | | | | | | | | | | | | | |
| (a) | names | | | | | | | | | | | | | | | | | | | | |
| (2) | Employees Benefit Trust (under SEBI Based employees benefit) Regulation 2014 | | | | | | | | | | | | | | | | | | | | |
| (a) | names | | | | | | | | | | | | | | | | | | | | |
| | Total Non-Promoter Non Public Shareholding C = C1+C2 | | | | | | | | | | | | | | | | | | | | |

