

Ref:agsl/corres/Bse/16-17/cl31/005

20 April, 2016

**The General Manager
(Listing & Corporate Relations)
Bombay Stock Exchange Ltd.
Phiroze Jeejeebhoy Towers,
Dalal Street,
Mumbai - 400 001**

**The Listing Department
National Stock Exchange of India Ltd.
Exchange Plaza, Plot No. C/1, G Block,
Bandra Kurla Complex,
Bandra (E), Mumbai – 400051**

Re: Shareholding Pattern for the Quarter ended 31 March, 2016

Sir/Ma'm

In pursuance of Clause 31 of SEBI (Listing Obligations and Disclosure Requirements) Regulations, 2015, please find enclosed herewith the Shareholding Pattern for the Quarter ended 31 March, 2016.

You are requested to kindly take the same on your record

Thanking you,

Yours Faithfully,
For Almondz Global Securities Ltd.


**Ajay Pratap
Company Secretary**



Encl: a/a

Annexure-1

Format of holding of Specified Securities

- 1 Name of Listed Entity: **Almondz Global Securities Ltd**
- 2 Scrip code: 531400 Name of Scrip: **ALMONDZ** Class of Security: **Equity**
- 3 Shareholding Pattern Filed under: **Reg. 31(1)(b)**
 - a. If Under 31 (1)(b) then indicate the report for Quarter Ending: **31.12.2015**
 - b. If under 31 (1)(c) then indicate date of allotment/extinguishment-N.A.


4 **Declaration:** The Listed entity is required to submit the following declaration to the extent of submission of information:-

Particulars		Yes*	No*
1	Whether the Listed Entity has issued any partly paid up shares?		No
2	Whether the Listed Entity has issued any Convertible Securities or Warrants?	Yes	
3	Whether the Listed Entity has any shares against which depository receipts are issued?		No
4	Whether the Listed Entity has any shares in Lock-in?		No
5	Whether any shares held by promoters are pledge or otherwise encumbered?		No

The Convertible Securities are ESOP. As on date outstanding ESOP is 429000.

* If the Listed Entity selects the option 'No' for the questions above, the columns for the partly paid-up shares, Outstanding convertible Securities/Warrants, depository receipts, locked-in shares pledged or otherwise encumbered by promoters, as applicable, shall not be displayed at the time of dissemination on the Stock Exchange website. Also wherever there is 'No' declared by Listed Entity in above table the values will be considered as 'Zero' by default on submission of the format of holding of specified securities.

5 The tabular format for disclosure of holding of specified securities is as follows:-



SHAREHOLDING PATTERN AS ON 31/03/2016

ALMONDZ GLOBAL SECURITIES LTD. FACE VALUE RS. 6.00
Table - I Summary Statement holding of specified securities

Category (I)	Category of Shareholder (II)	No of Shareholders (III)	No. of fully paid Equity Share Held (IV)	No. Of Partly Paid Equity Shares Held (V)	No. Of shares underlying Depository Receipts (VI)	Total Nos. Shares Held (VII) = IV+V+VI	Shareholding as a % of total no of Shares (calculated as per SCRR 1957) (VIII) as a % of (A+B+C2)	No of Voting Rights held in each class of securities (IX)			No of shares underlying convertible securities (including warrants) (X)	Shareholding as a % assuming full conversions of convertible securities (as a % of diluted equity capital) (XI) = VII+X as a % of (A+B+C2)	No. of Locked in Shares (XII)		No of Shares pledged or otherwise encumbered (XIII)		No of Equity Shares Held in Dematerialized form (XIV)
								Class X	Class Y	Total			Total as a % of (A+B+C)	No. (a)	As a % of total shares held (b)	No. (a)	
(A)	Promoter & Promoter Group	4	14872474	0	0	14872474	57.46	0	14872474	0	56.52	0	0	0	0	14872474	
(B)	Public	5642	11012493	0	0	11012493	42.54	0	11012493	429000	43.48	0	74878	0.68	10620810		
(C)	Non Promoter - Non Public	0	0	0	0	0	0.00	0	0	0	0	0	0	0	0	0	
(CL)	Shares Underlying DRs	0	0	0	0	0	0.00	0	0	0	0	0	0	0	0	0	
(CZ)	Share Held By Employees Trusts	0	0	0	0	0	0.00	0	0	0	0	0	0	0	0	0	
	Total	0	0	0	0	0	0.00	0	0	0	0	0	0	0	0	0	
	Total A+B+C1+C2	5646	25884967	0	0	25884967	100.00	0	25884967	429000	100	0	74878	0.29	25495284		




Table - II Statement showing shareholding pattern of the Promoter and Promer Group

S.No.	Category & Name of the Shareholder (i)	PAN (ii)	No of Shareholders (iii)	No. of fully paid Equity Share Held (iv)	No. of Partly Paid Equity Shares Held (v)	No. of Shares underlying Depository Receipts (vi)	Total Nos. Shares Held (vii) = IV+V+VI	Shareholding as a % of total no of Shares (calculated as per SCRR 1957) (viii) as a % of (A+B+C2)			No of Voting Rights held in each class of securities (ix)			No of shares underlying convertible securities (including warrants) (x)	Shareholding as a % assuming full conversions of convertible securities (as a % of diluted equity capital) (xi)=(vii)+(x)	No. of Locked in Shares (xii)		No of Shares pledged or otherwise encumbered (xiii)	No of Equity Shares Held In Dematerialized form (xiv)	
								Class X	Class Y	Total	Total as a % of (A+B+C)	No. (a)	As a % of total shares held (b)			No. (e)	As a % of total shares held (b)			
(1)	Indian																			
(a)	Individual/huf		2	910715	0	0	910715	3.52	910715	3.52	0	0	0	0	3.46	0	0	0	0	910715
	Gurpreet N S Sobti	ABF59400L		50000	0	0	50000	0.19	50000	0.19	0	0	0	0	0.19	0	0	0	0	50000
	Nayjeet Singh Sobti	AAYP3411R		860715	0	0	860715	3.33	860715	3.33	0	0	0	0	3.27	0	0	0	0	860715
(b)	Central Govt./state Govt./ President Of India		0	0	0	0	0	0.00	0	0.00	0	0	0	0.00	0.00	0	0	0	0	0
	Financial Insty/banks		0	0	0	0	0	0.00	0	0.00	0	0	0	0.00	0.00	0	0	0	0	0
(c)	Any other																			
(d)	Other - Body Corporate		2	13961759	0	0	13961759	53.94	13961759	53.94	0	0	0	0	53.06	0	0	0	0	13961759
	Avonmore Capital & Management Services Ltd	AAACA0478N		13876669	0	0	13876669	53.61	13876669	53.61	0	0	0	0	52.73	0	0	0	0	13876669
	Innovative Money Matters Pvt Ltd	AAAC12156A		85090	0	0	85090	0.33	85090	0.33	0	0	0	0	0.32	0	0	0	0	85090
	Sub - Total		4	14872474	0	0	14872474	57.46	14872474	57.46	0	0	0	0	56.52	0	0	0	0	14872474
(2)	Foreign																			
(a)	Individual(nri/ Foreign Individual)		0	0	0	0	0	0.00	0	0.00	0	0	0	0.00	0.00	0	0	0	0	0
(b)	Government		0	0	0	0	0	0.00	0	0.00	0	0	0	0.00	0.00	0	0	0	0	0
(c)	Institutions		0	0	0	0	0	0.00	0	0.00	0	0	0	0.00	0.00	0	0	0	0	0
(d)	Foreign Portfolio Investors		0	0	0	0	0	0.00	0	0.00	0	0	0	0.00	0.00	0	0	0	0	0
(e)	Any Other		0	0	0	0	0	0.00	0	0.00	0	0	0	0.00	0.00	0	0	0	0	0
	Sub - Total		0	0	0	0	0	0.00	0	0.00	0	0	0	0.00	0.00	0	0	0	0	0
	Total Shareholding of Promoter and Promoter Group		4	14872474	0	0	14872474	57.46	14872474	57.46	0	0	0	0	56.52	0	0	0	0	14872474




Table - III Statement showing shareholding pattern of the Public shareholding

S.No.	Category & Name of the Shareholder (I)	PAN (II)	No of Shareholders (III)	No. of fully paid Equity Share Hold (IV)	No. of Partly Paid Equity Shares Held (V)	No. of shares underlying Depository Receipts (VI)	Total Nos. Shares Held (VII) = IV+V+VI	Shareholding as a % of total no of Shares (calculated as per SCRR 1957) (VIII) as a % of (A+B+C2)	No of Voting Rights held in each class of securities (IX)			Total as a % of (A+B+C)	No of shares underlying convertible securities (including warrants) (X)	Shareholding as a % assuming full convertible securities (as a % of diluted equity capital) (XI) = (I+X) as a % of (A+B+C2)	No. of Locked in Shares (XII)		No of Shares pledged or otherwise encumbered (XIII)	No of Equity Shares Held in Dematerialized form (XIV)
									Class X	Class Y	Total				No. (a)	As a % of total shares held (b)		
(1)	Institutions																	
(a)	Mutual Funds		2	4500	0	0	4500	0.02	4500	0	4500	0.02	0	0	0	0	0	0
(b)	Venture Capital Funds		0	0	0	0	0	0.00	0	0	0	0.00	0	0	0	0	0	0
(c)	Alternate Investment Funds		0	0	0	0	0	0.00	0	0	0	0.00	0	0	0	0	0	0
(d)	Foreign Venture Capital Investors		1	3091500	0	0	3091500	11.94	3091500	0	3091500	11.94	0	0	0	0	0	3091500
	AI Anwar Holdings Saqr	AAAGCA7436F		3091500	0	0	3091500	11.94	3091500	0	3091500	11.94	0	0	0	0	0	3091500
(e)	Foreign Portfolio Investors		0	0	0	0	0	0.00	0	0	0	0.00	0	0	0	0	0	0
(f)	Financial Inst/banks		0	0	0	0	0	0.00	0	0	0	0.00	0	0	0	0	0	0
(g)	Insurance Companies		0	0	0	0	0	0.00	0	0	0	0.00	0	0	0	0	0	0
(h)	Provident Funds/ Pension Fund		0	0	0	0	0	0.00	0	0	0	0.00	0	0	0	0	0	0
(i)	Any other		3	3096000	0	0	3096000	11.96	3096000	0	3096000	11.96	0	0	0	0	0	3096000
	Sub-total (B)(1)			3096000	0	0	3096000	11.96	3096000	0	3096000	11.96	0	0	0	0	0	3096000
(2)	Central Govt/State Govt/ President Of India		0	0	0	0	0	0.00	0	0	0	0.00	0	0	0	0	0	0
	Sub-total (B)(2)			0	0	0	0	0.00	0	0	0	0.00	0	0	0	0	0	0
(3)	Non-institutions																	
(a)	(i) Individual Holding Norm. Val. upto Rs.2 lakhs		5322	2779976	0	0	2779976	10.74	2779976	0	2779976	10.74	364000	11.95	0	0	502	2476494
	(ii) Individual Holding Norm. Val. greater than Rs.2 lakhs		23	3801689	0	0	3801689	14.69	3801689	0	3801689	14.69	65000	14.69	0	0	0	3801689
	B. L. Mahajan			274363	0	0	274363	1.06	274363	0	274363	1.06	0	1.04	0	0	0	274363
	ADSPM728E			5	0	0	5	0.00	5	0	5	0.00	0	0.00	0	0	0	5
	ADSPM728E			1170117	0	0	1170117	4.52	1170117	0	1170117	4.52	0	4.45	0	0	0	1170117
	Dilipkumar Lakhi			292700	0	0	292700	1.13	292700	0	292700	1.13	0	1.11	0	0	0	292700
	Jagdeep Singh			359536	0	0	359536	1.39	359536	0	359536	1.39	0	1.37	0	0	0	359536
	Ramila Anant Sanghvi			0	0	0	0	0.00	0	0	0	0.00	0	0.00	0	0	0	0
	Nbfc Registered With Rbi			0	0	0	0	0.00	0	0	0	0.00	0	0.00	0	0	0	0
	Employees Trust			0	0	0	0	0.00	0	0	0	0.00	0	0.00	0	0	0	0
(b)	Overseas Depository Holding DRs		0	0	0	0	0	0.00	0	0	0	0.00	0	0.00	0	0	0	0
(c)	Any Other		126	643448	0	0	643448	2.49	643448	0	643448	2.49	0	2.45	0	0	0	641647
	Other - Body Corp			4031	0	0	4031	0.02	4031	0	4031	0.02	0	0.02	0	0	0	4031
	Other - Clearing Member			312884	0	0	312884	1.21	312884	0	312884	1.21	0	1.19	0	0	0	231184
	Other - NRI			374465	0	0	374465	1.45	374465	0	374465	1.45	0	1.42	0	0	0	374465
	Other - Individual HUF			7916493	0	0	7916493	30.58	7916493	0	7916493	30.58	429000	31.72	0	0	0	7529310
	Sub-total (B)(3)			11012493	0	0	11012493	42.54	11012493	0	11012493	42.54	429000	43.48	0	0	0	10620810
	Total Public Shareholding			5642	11012493	0	11012493	42.54	11012493	0	11012493	42.54	429000	43.48	0	0	0	10620810

The Convertible Securities are ESOP. As on date outstanding ESOP is 429000.




Table - IV Statement showing shareholding pattern of the Non Promoter - Non Public shareholder

S.No.	Category & Name of the Shareholder (I)	PAN (II)	No of Shareholders (III)	No. of fully paid Equity Share Held (IV)	No. Of Partly Paid Equity Shares Held (V)	No. Of shares underlying Depository Receipts (VI)	Total Nos. Shares Held (VII) = IV+V+VI	Shareholding % as of total Shares (VIII) as a % of (A+B+C2)	No of Voting Rights held in each class of securities (X)			No of shares underlying convertible securities (including warrants) (X)	Shareholding as a % assuming full conversions of convertible securities (as a % of diluted equity capital) (XI)=V/(I+X as a % of (A+B+C2)	No. of Locked in Shares (XII)		No of Shares pledged or otherwise encumbered (XIII)		No of Equity Shares Held in Dematerialized form (XIV)
									Class X	Class Y	Total (A+B+C)			No. (a)	As a % of total shares held (b)	No. (a)	As a % of total shares held (b)	
(1)	Custodian/DR Holder																	
(a)	names																	
(2)	Employees Benefit Trust (under SEBI Based employees benefit) Regulation 2014																	
(a)	names																	
	Total Non-Promoter Non Public shareholding C = C1+C2																	

